

**KEY PLAN**

**NOTES**

- ALL DIMENSIONS ARE IN MM (UNO)
- ALL LEVELS ARE IN METERS
- NO DIMENSIONS TO BE SCALED OFF THE DRAWING.
- ONLY WRITTEN DIMENSIONS SHALL BE FOLLOWED
- ALL DIMENSIONS AND LEVELS SHALL BE CHECKED AND VERIFIED.
- YIELD STRENGTH OF STEEL TO BE USED 460N/MM
- CONCRETE GRADE = C30
- LAPING SHOULD BE DONE IN STAGGERED MANNER AND AS PER LAP TABLE
- CONCRETE COVER WALL FACE = 40MM
- ALL MEP OPENINGS TO BE COORDINATED AS PER MEP SHOP DRAWINGS
- ARCHITECTURAL DMD = +8.06 LVL.

**LEGENDS:-**

- NO. OF BARS
- T HIGH STRENGTH STEEL Y MILD STEEL
- BAR DIA
- BAR MARK
- SPACING
- BAR POSITION
- BAR TOTAL LENGTH
- ES = Each Side
- EF = Each Face
- H = Horizontal bar
- V = Vertical bar
- T = Top bar
- B = Bottom bar
- F = Face bar
- NF = Near Face
- FF = Far Face
- ADD = Additional
- DIAG = Diagonal
- STG = Staggered

Revision	Date	Issued for Approval	Description	EM Approved
00	01/25/2026			

**STATUS :** SHOP DRAWINGS

**PROJECT :** MAG CITY - PHASE 2 DEVELOPMENT

**DEVELOPER :** MAG

**CLIENT :** MAG, KETURAH PARK

**CONSULTANT :** Dewan Architects + Engineers

**MEP CONSULTANT :** IIDA (IAN CHAHAM & ASSOCIATES)

**INTERIOR DESIGNER :** Intercon®

**FLS CONSULTANT :** INFINITY MEP+S CONSULTANTS

**LANDSCAPE CONSULTANT :**

**FACADE CONSULTANT :** AESG

**ACOUSTIC CONSULTANT :** INFOSIGHT IT, AV, SECURITY, ACOUSTICS CONSULTANCY

**TRAFFIC CONSULTANT :** RAC

**KITCHEN & WASTE MANAGEMENT CONSULTANT :** MCTS

**SIGNAGE CONSULTANT :** BRI MAXX

**SECURITY CONSULTANT :** CONSQUARE CONSULTANCY

**MAIN CONTRACTOR :** CITIC MIDDLE EAST CONTRACTING LLC

**SUB - CONTRACTOR :**

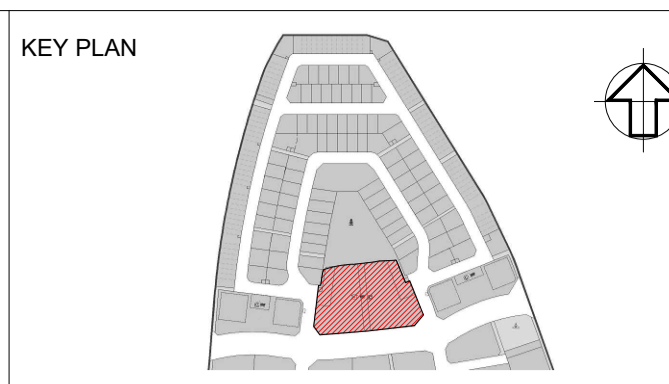
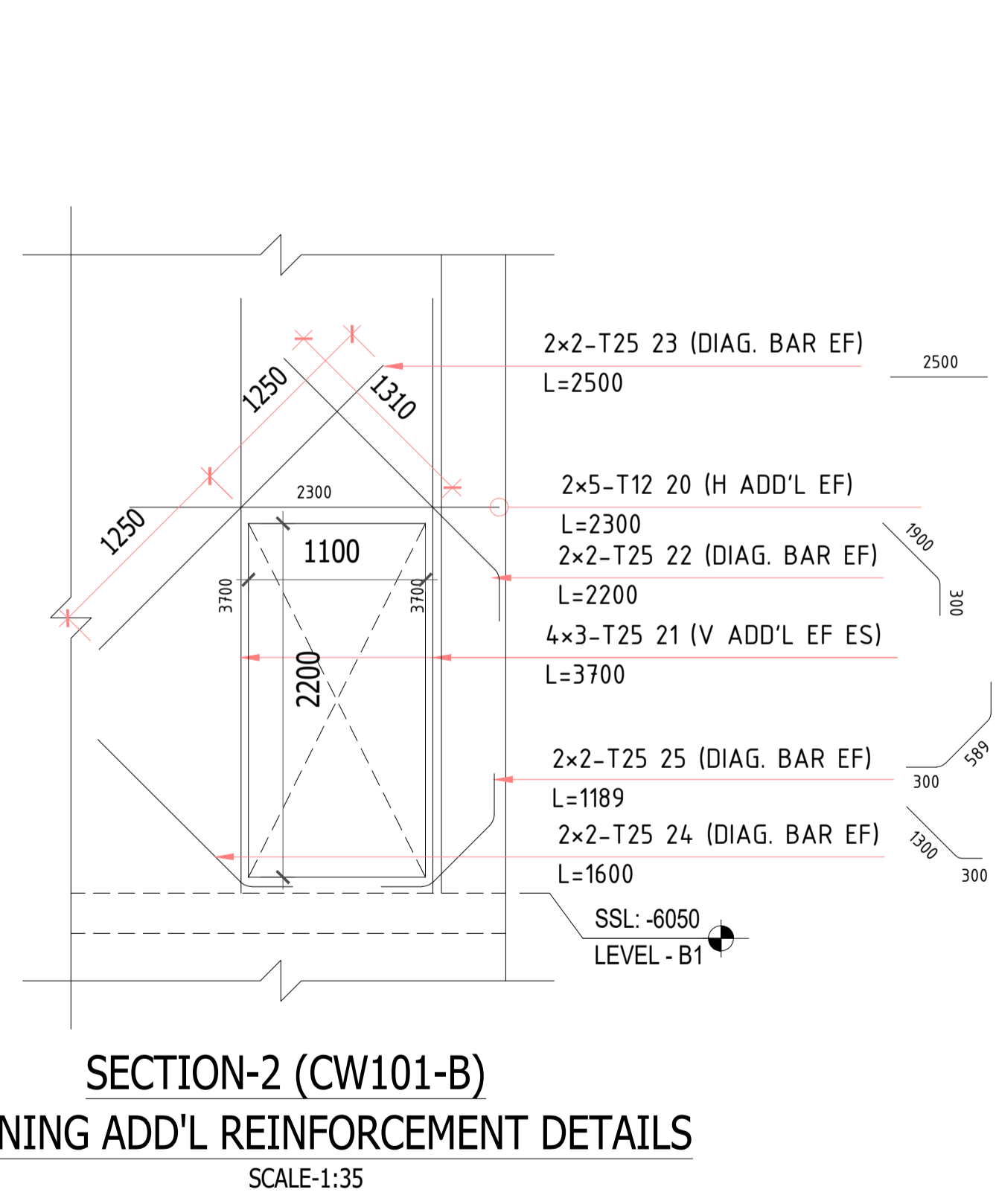
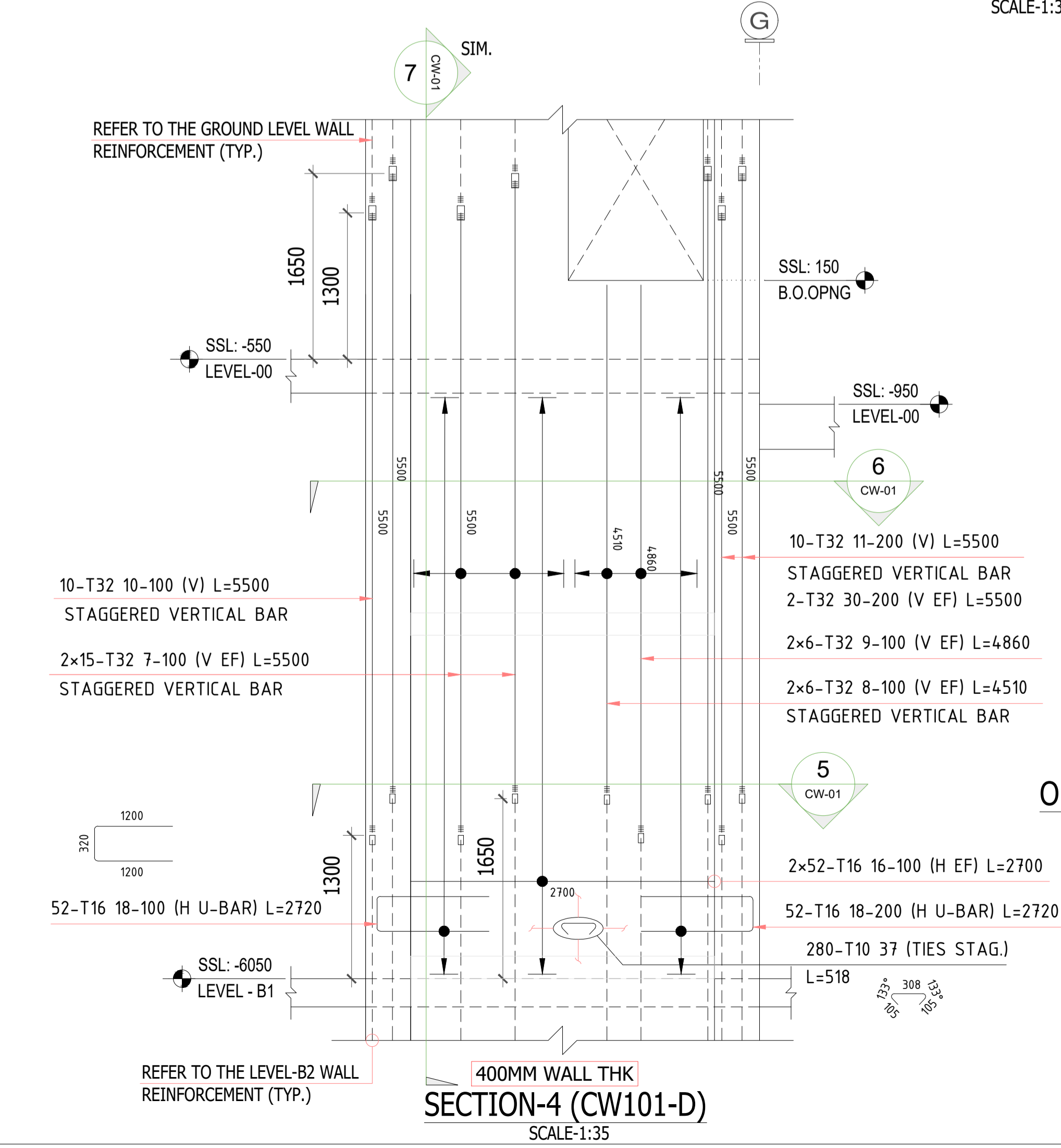
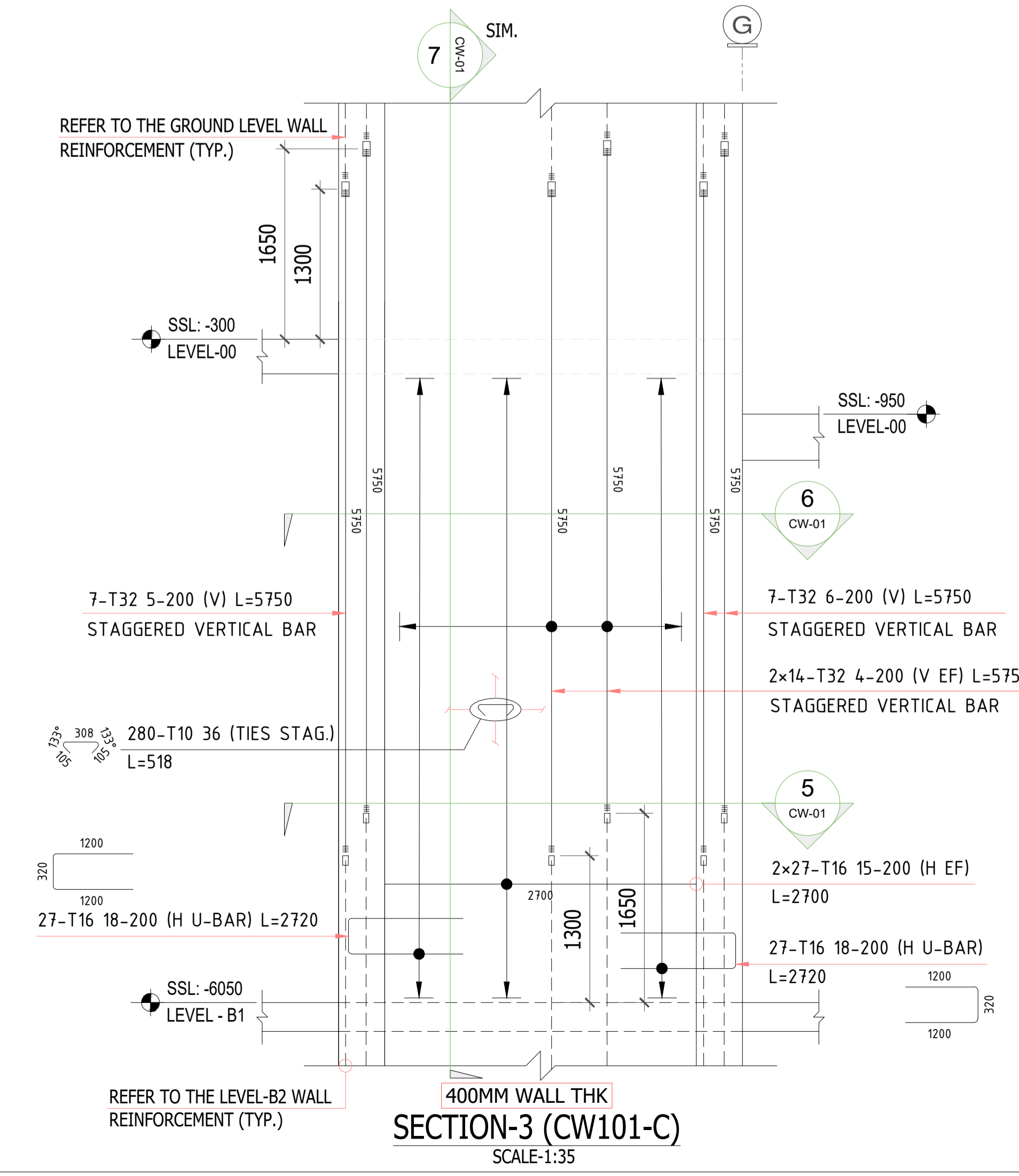
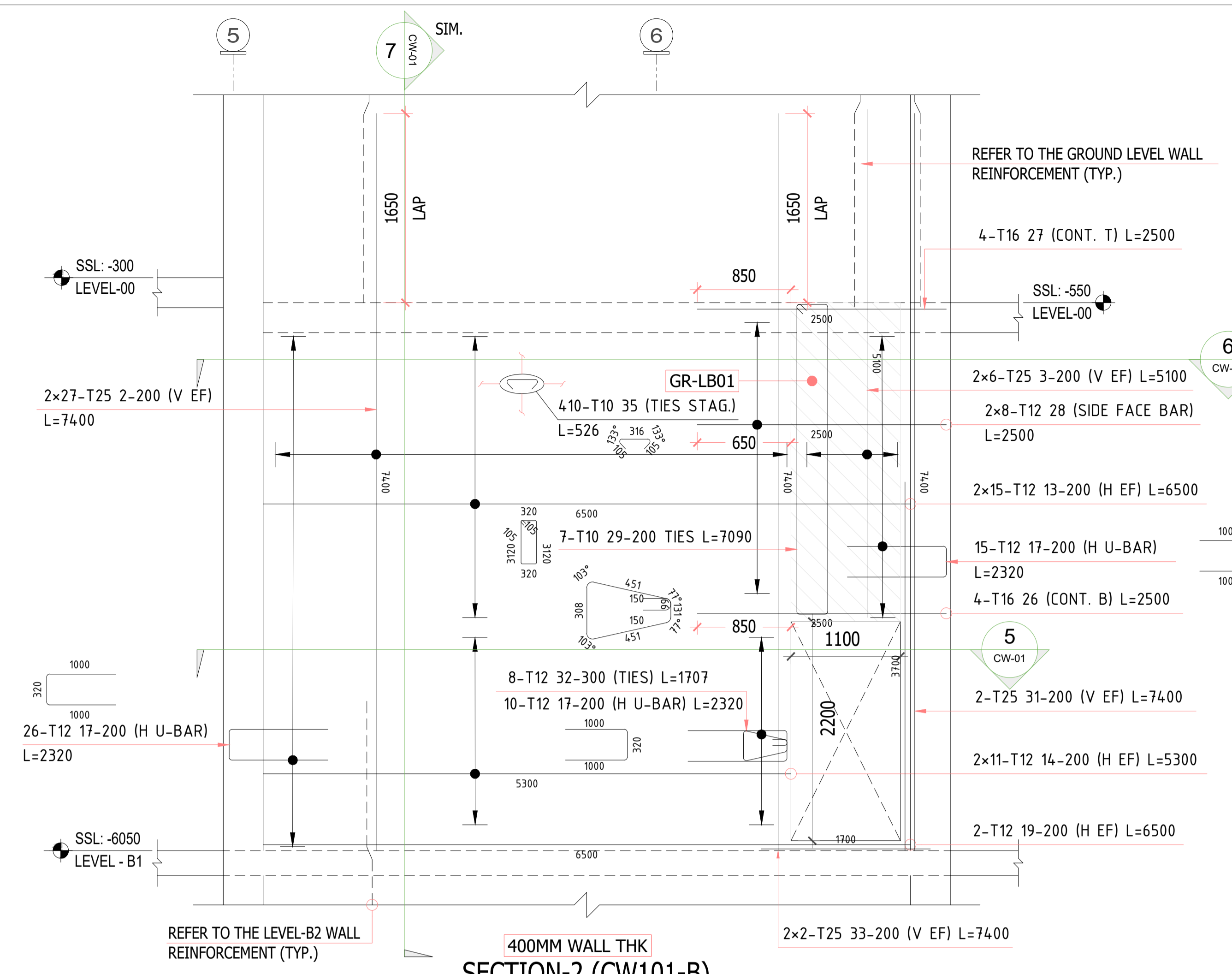
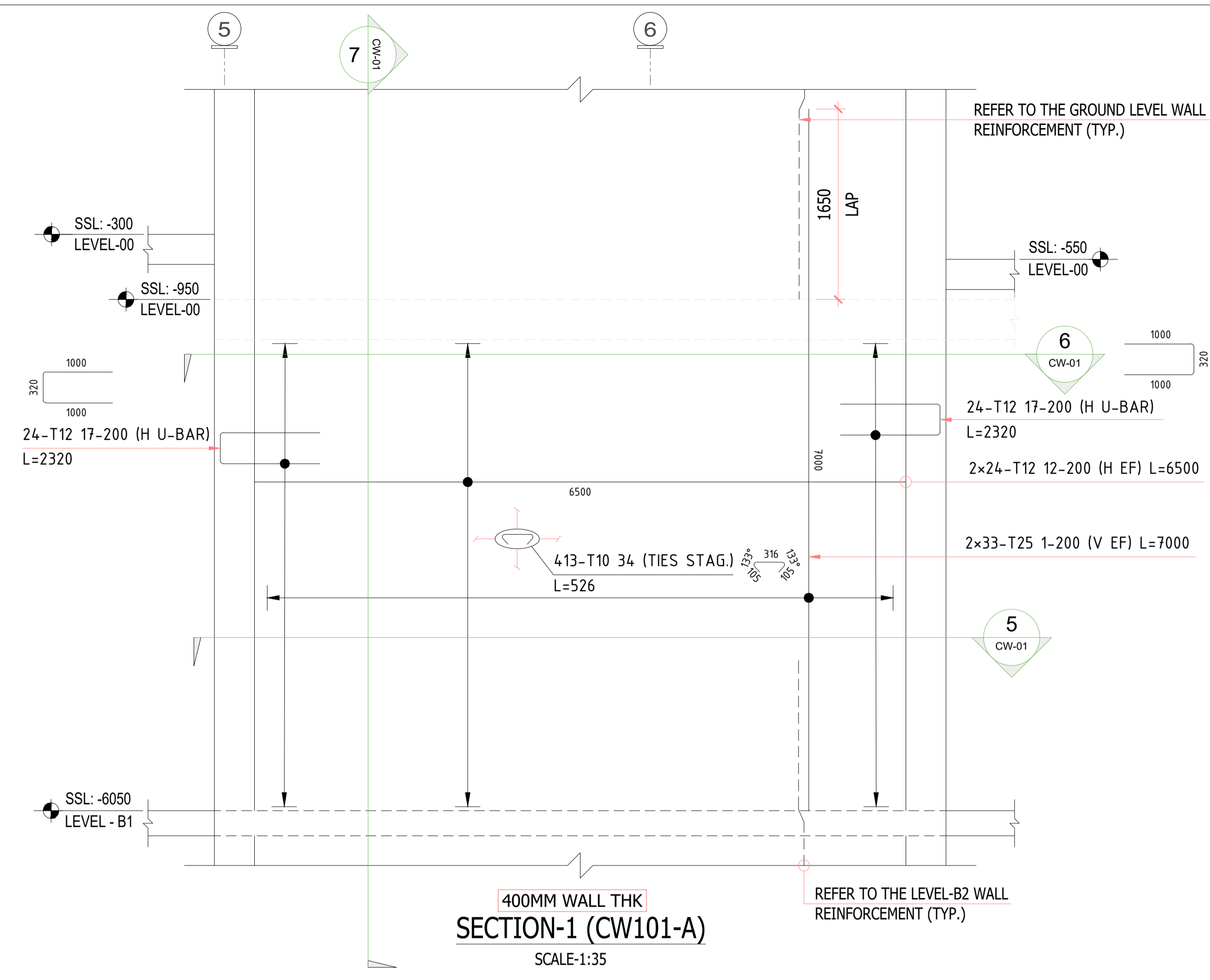
**PLOT NUMBER :** LOCATION MEYDAN, DUBAI, U.A.E.

**DRAWING TITLE :** MU-01\_LEVEL B2 TO GROUND LEVEL 00 CW-101 REINFORCEMENT DETAILS SHEET-1

DRAWN BY	CHECKED BY	APPROVED BY	DATE
CS			01/25/2026

JOB NO.	SHEET SIZE	SCALE	REV. NO.
	A1	1:20	00

**DRAWING NO. D2323-CIT-ST-PLN-MU-01-CW-001-R00**






- NOTES
1. ALL DIMENSIONS ARE IN MM (UNO)
  2. ALL LEVELS ARE IN METERS
  3. NO DIMENSIONS TO BE SCALED OFF THE DRAWING.
  4. ONLY WRITTEN DIMENSIONS SHALL BE FOLLOWED
  5. ALL DIMENSIONS AND LEVELS SHALL BE CHECKED AND VERIFIED.
  6. YIELD STRENGTH OF STEEL TO BE USED 460N/MM
  7. CONCRETE GRADE = C30
  8. LAPPING SHOULD BE DONE IN STAGGERED MANNER AND AS PER LAP TABLE.
  9. CONCRETE COVER WALL FACE = 40MM
  10. ALL MEP OPENINGS TO BE COORDINATED AS PER MEP SHOP DRAWINGS
  11. ARCHITECTURAL DMD = +8.06 LVL.
- LEGENDS:-
- ES = Each Side
  - EF = Each Face
  - H = Horizontal bar
  - V = Vertical bar
  - T = Top bar
  - B = Bottom bar
  - F = Face bar
  - NF = Near Face
  - FF = Far Face
  - ADD = Additional
  - DIAG = Diagonal
  - STG = Staggered

Revision	Date	Issued for Approval	Description	EM	Approved
00	01/25/2026				

STATUS: **A** Approved **B** Approved with Comments **C** Revised and Resubmit **D** Rejected

SHOP DRAWINGS

PROJECT: MAG CITY - PHASE 2 DEVELOPMENT



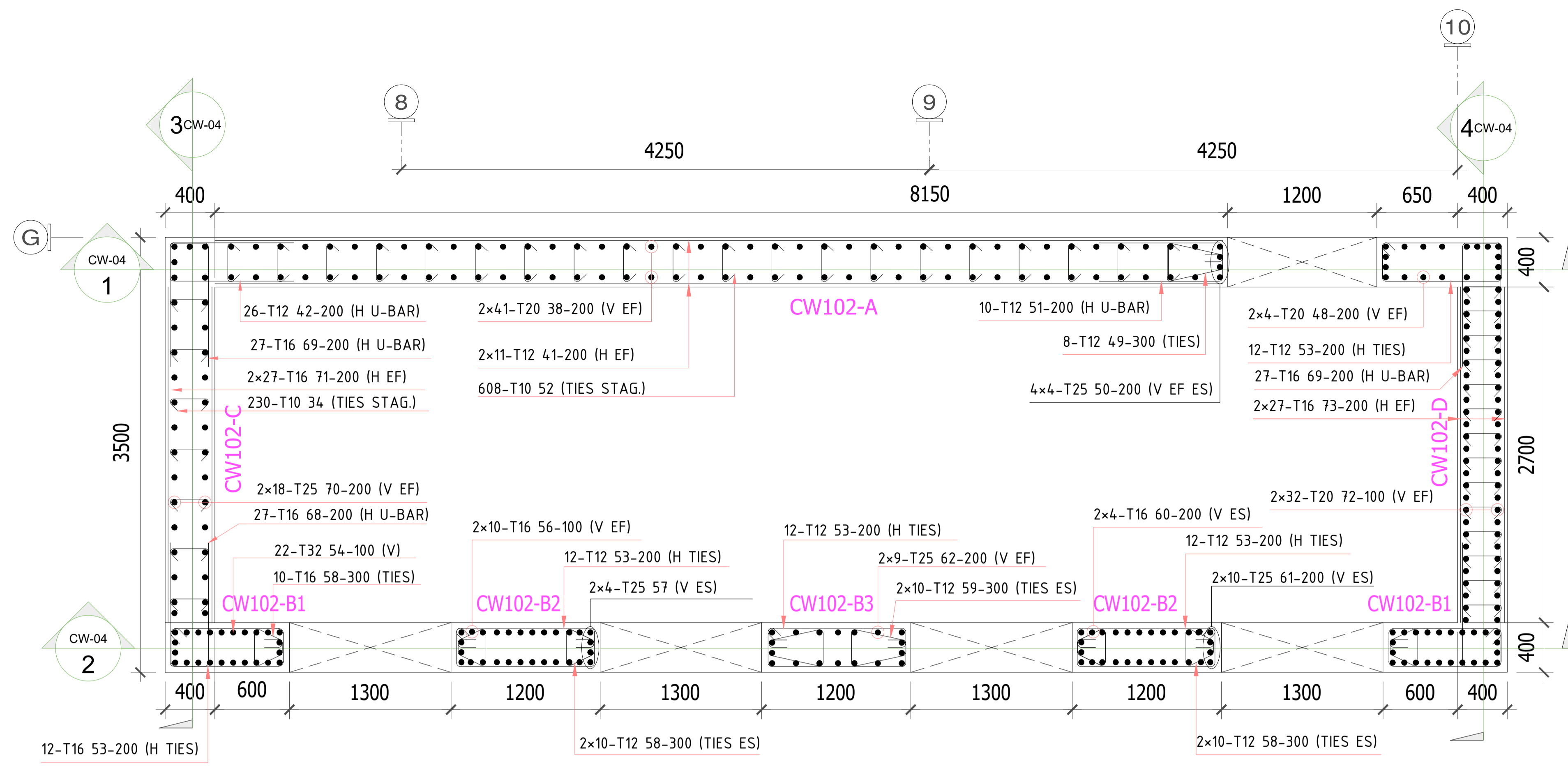
SUB- CONTRACTOR

PLOT NUMBER LOCATION MEYDAN, DUBAI, U.A.E.

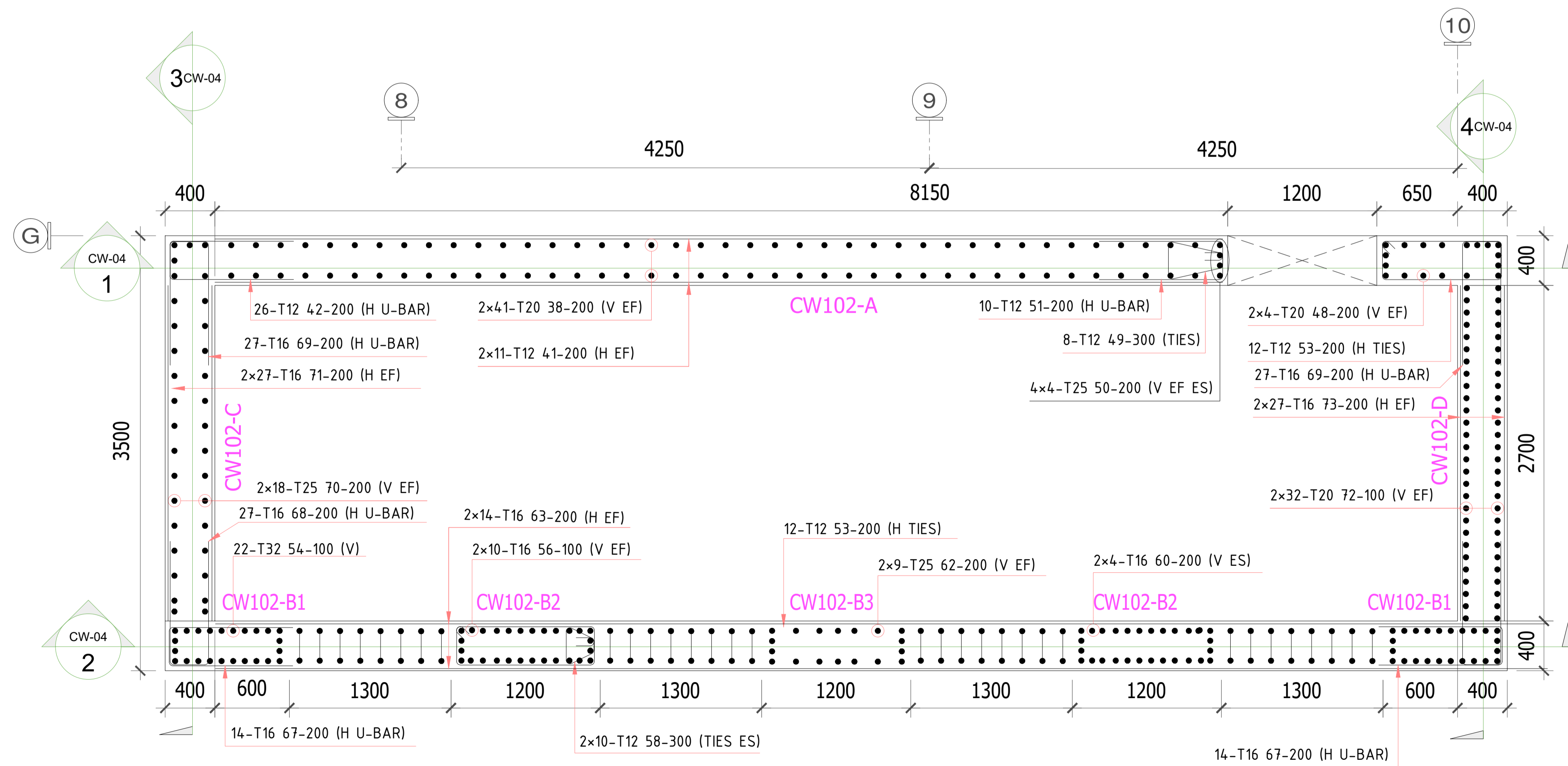
DRAWING TITLE: MU-01\_LEVEL B2 TO GROUND LEVEL 00 CW-101 REINFORCEMENT DETAILS SHEET-2

DRAWN BY	CHECKED BY	APPROVED BY	DATE
CS			01/25/2026

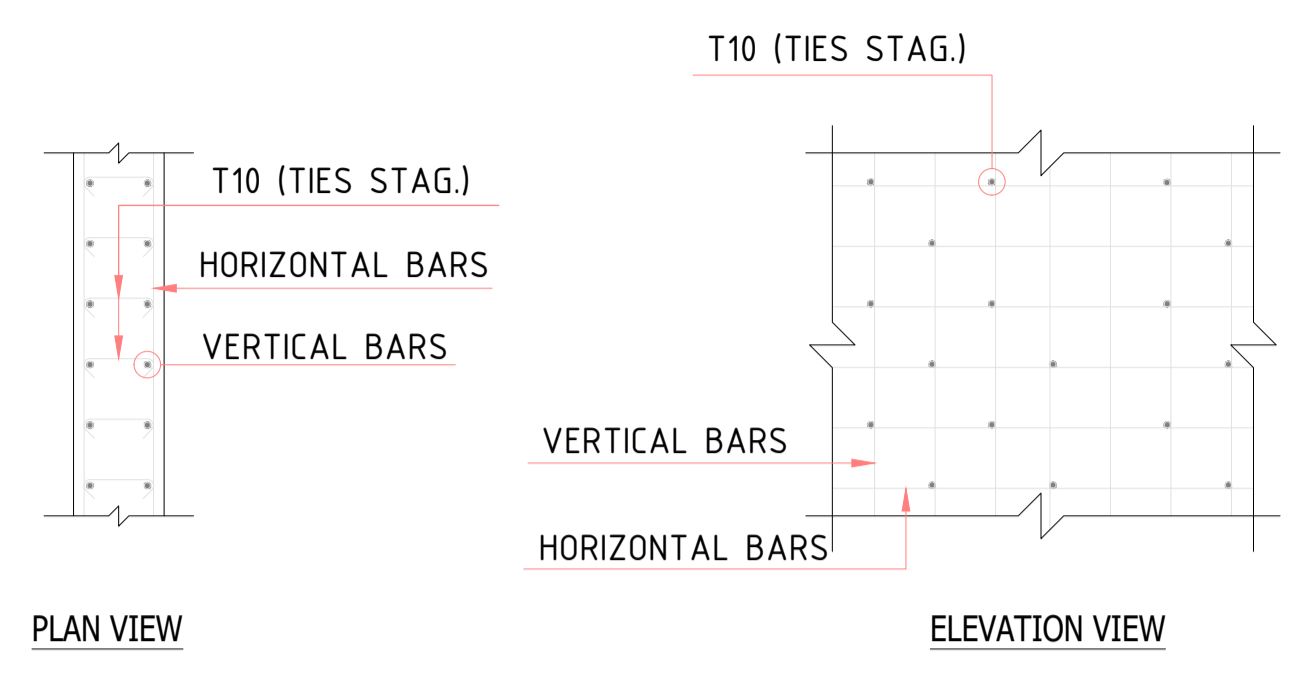
DRAWING NO. D2323-CIT-ST-PLN-MU-01-CW-002-R00



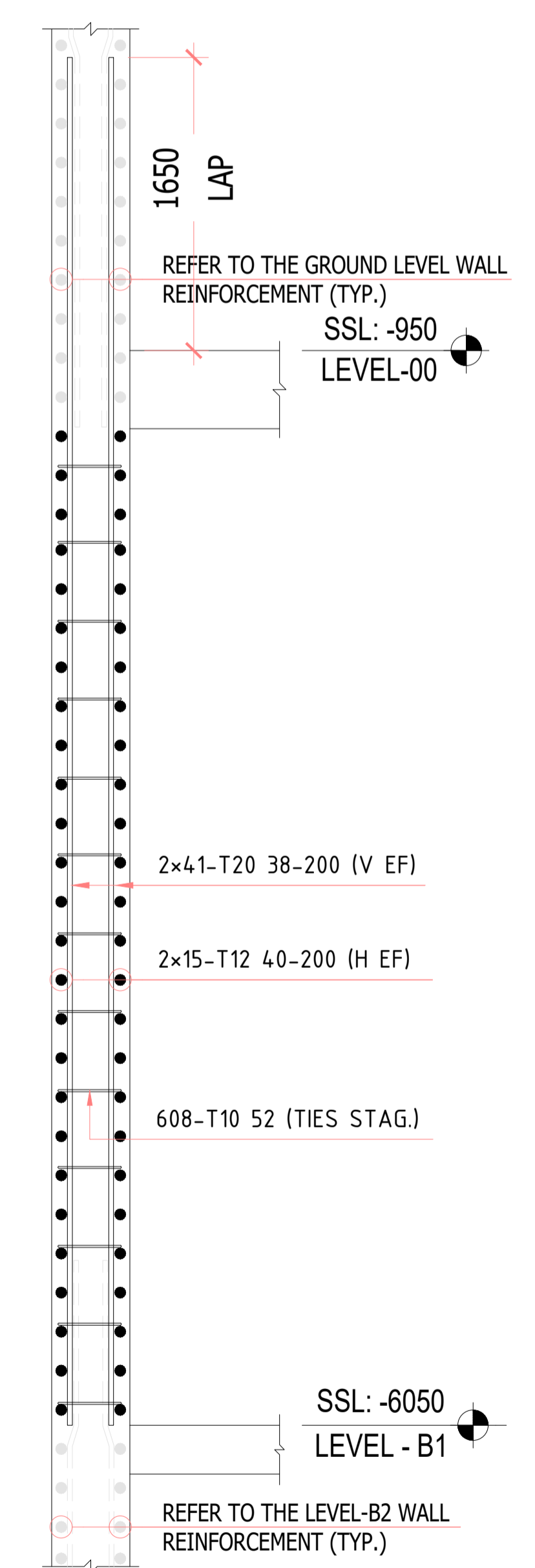
SECTION-5 (CW102-A TO D)  
SCALE:1:25



SECTION-6 (CW102-A TO D)  
SCALE:1:25



WALL TIES ARRANGEMENT



SECTION-7  
SCALE:1:20

**KEY PLAN**

**NOTES**

- ALL DIMENSIONS ARE IN MM (UNO)
- ALL LEVELS ARE IN METERS
- NO DIMENSIONS TO BE SCALED OFF THE DRAWING.
- ONLY WRITTEN DIMENSIONS SHALL BE FOLLOWED
- ALL DIMENSIONS AND LEVELS SHALL BE CHECKED AND VERIFIED.
- YIELD STRENGTH OF STEEL TO BE USED 460N/MM
- CONCRETE GRADE = C30
- LAPPING SHOULD BE DONE IN STAGGERED MANNER AND AS PER LAP TABLE.
- CONCRETE COVER WALL FACE = 40MM
- ALL MEP OPENINGS TO BE COORDINATED AS PER MEP SHOP DRAWINGS
- ARCHITECTURAL DMD +8.06 LVL.

**LEGENDS:-**

- ES = Each Side
- EF = Each Face
- H = Horizontal bar
- V = Vertical bar
- T = Top bar
- B = Bottom bar
- F = Face bar
- NF = Near Face
- FF = Far Face
- ADD = Additional
- DIAG = Diagonal
- STG = Staggered

Revision	Date	Issued for Approval	Description	EM
00	01/25/2026			

**STATUS:**

A	B	C	D
Approved	Approved with Comments	Revised and Resubmit	Rejected

**PROJECT:** MAG CITY - PHASE 2 DEVELOPMENT

**DEVELOPER:** MAG

**CLIENT:** MAG, KETURAH PARK

**CONSULTANT:** Dewan Architects + Engineers

**MEP CONSULTANT:** IIDA (IAN CHAHN & ASSOCIATES)

**INTERIOR DESIGNER:** Intercon

**FLS CONSULTANT:** INFINITY

**LANDSCAPE CONSULTANT:**

**FACADE CONSULTANT:** AESG

**ACOUSTIC CONSULTANT:** INFOSIGHT

**TRAFFIC CONSULTANT:** RAC

**KITCHEN & WASTE MANAGEMENT CONSULTANT:** MCTS

**SIGNAGE CONSULTANT:** BRI MAXX

**SECURITY CONSULTANT:** CONSQUARE CONSULTANCY

**MAIN CONTRACTOR:** CITIC MIDDLE EAST CONTRACTING LLC

**SUB - CONTRACTOR:**

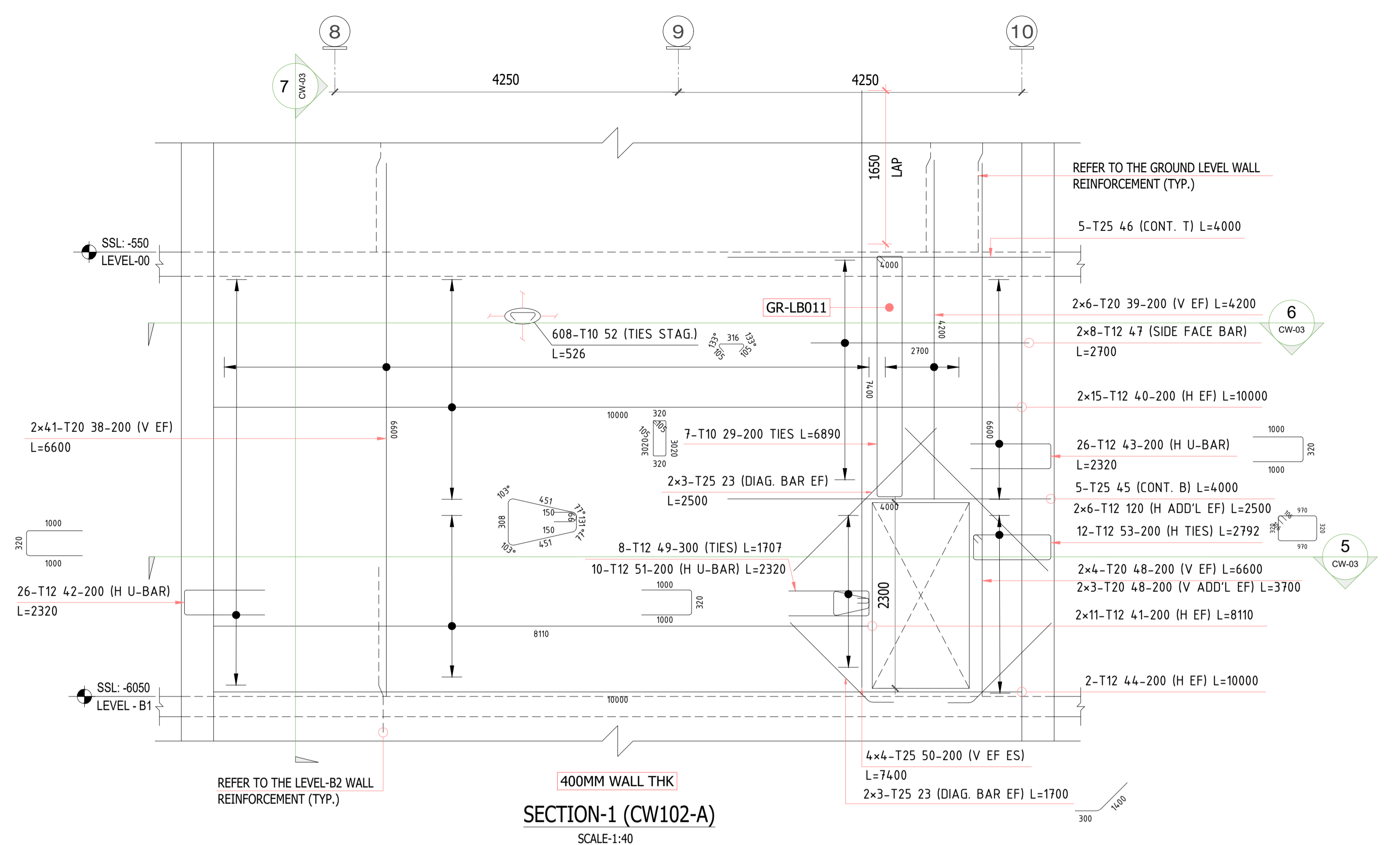
**PLOT NUMBER:** LOCATION MEYDAN, DUBAI, U.A.E.

**DRAWING TITLE:** MU-01\_LEVEL B2 TO GROUND LEVEL 00 CW-102 REINFORCEMENT DETAILS SHEET-3

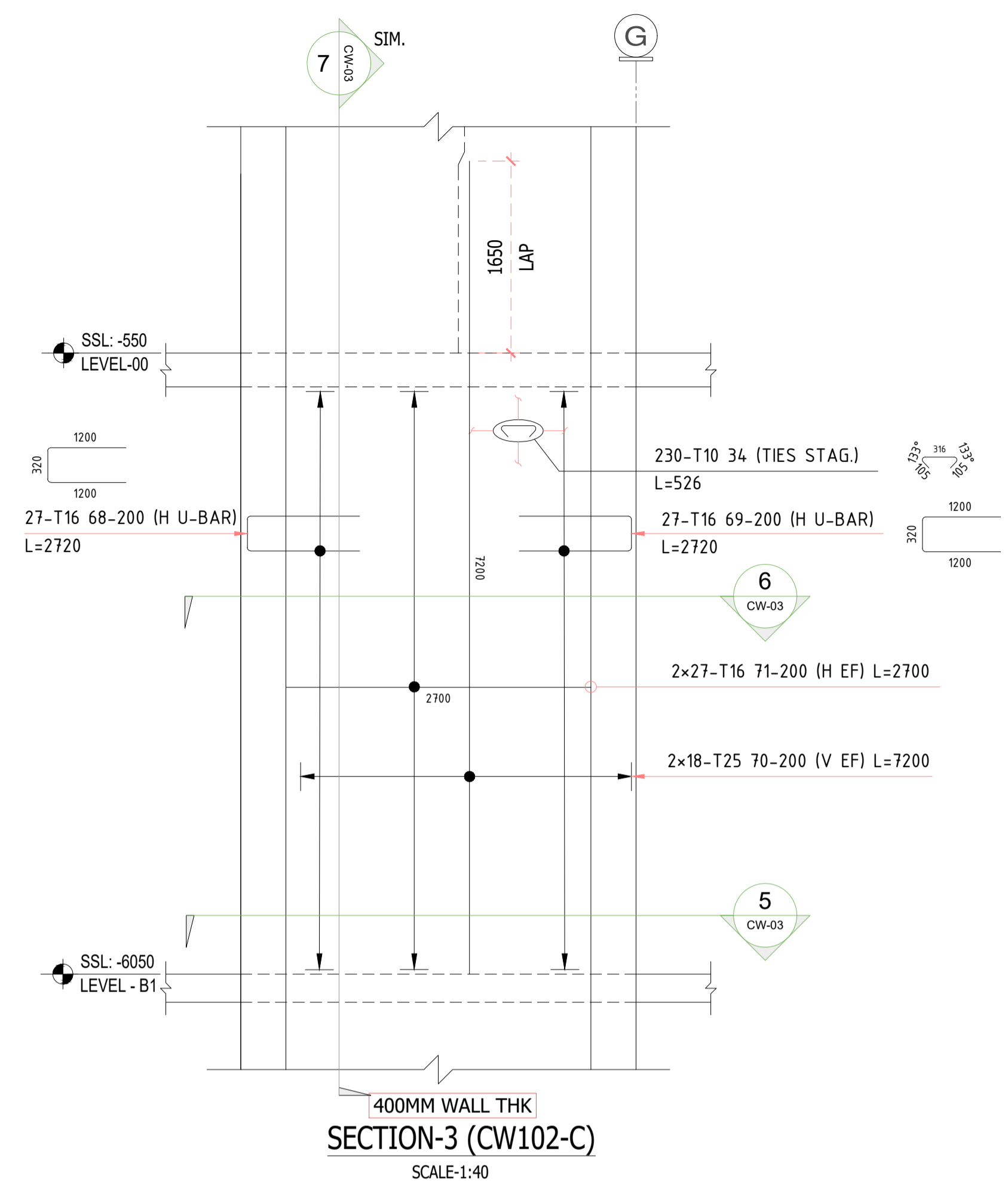
DRAWN BY	CHECKED BY	APPROVED BY	DATE
CS			01/25/2026

JOB NO.	SHEET SIZE	SCALE	REV. NO.
	A1	1:25	00

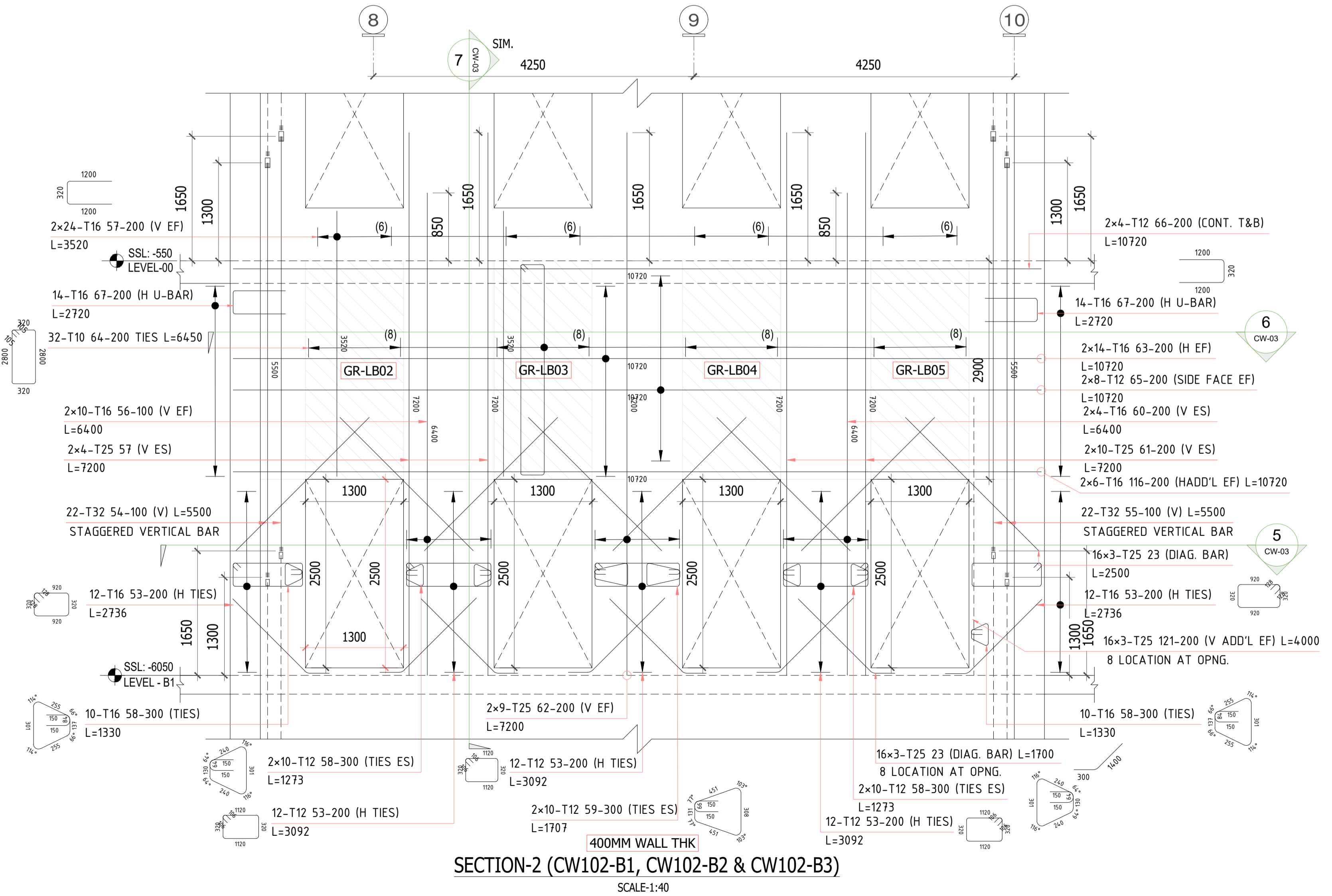
**DRAWING NO.:** D2323-CIT-ST-PLN-MU-01-CW-003-R00



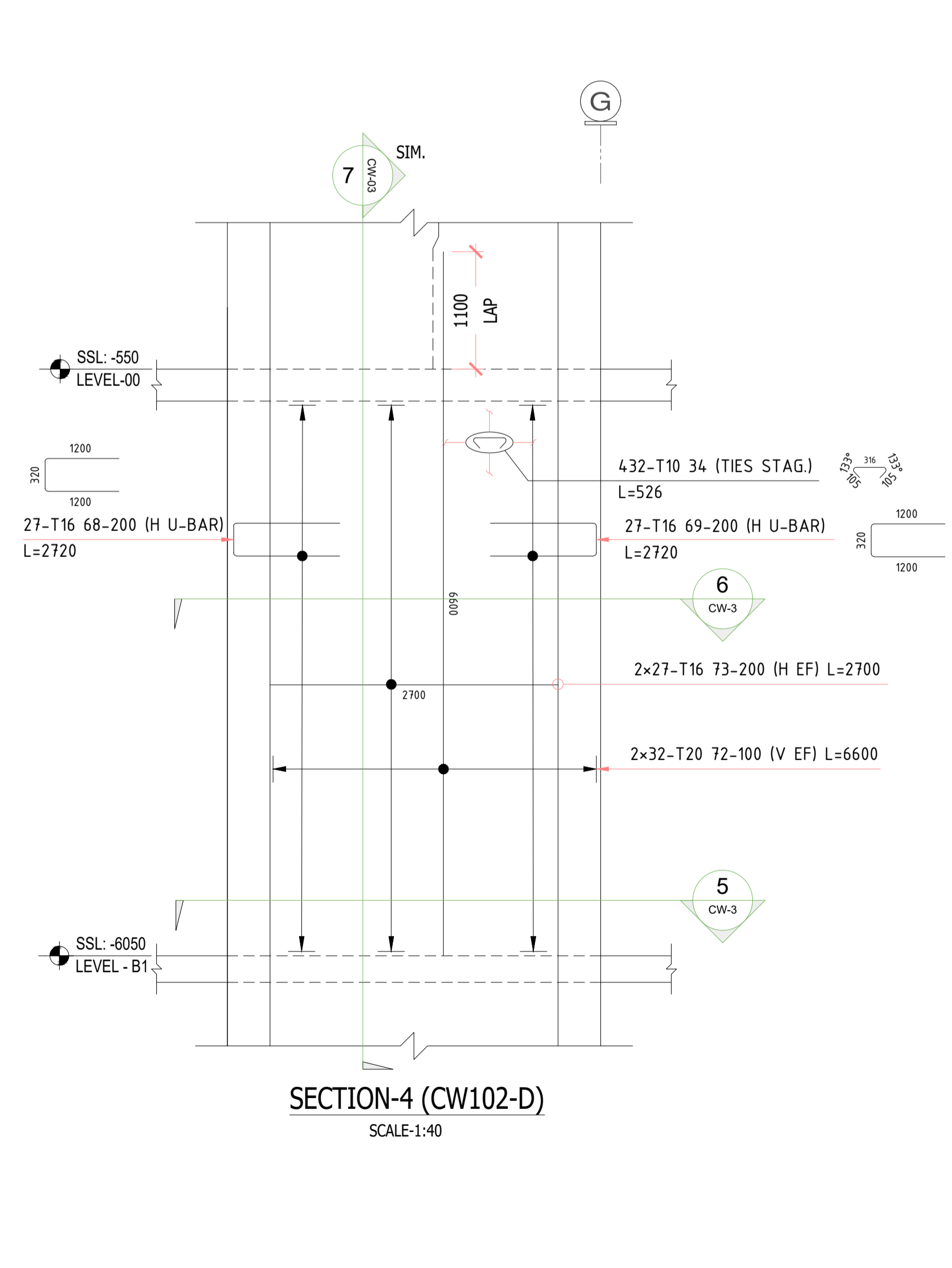
SECTION-1 (CW102-A)  
SCALE:1:40



SECTION-3 (CW102-C)  
SCALE:1:40



SECTION-2 (CW102-B1, CW102-B2 & CW102-B3)  
SCALE:1:40



SECTION-4 (CW102-D)  
SCALE:1:40

**KEY PLAN**

**NOTES**

- ALL DIMENSIONS ARE IN MM (UNO)
- ALL LEVELS ARE IN METERS
- NO DIMENSIONS TO BE SCALED OFF THE DRAWING
- ONLY WRITTEN DIMENSIONS SHALL BE FOLLOWED
- ALL DIMENSIONS AND LEVELS SHALL BE CHECKED AND VERIFIED
- YIELD STRENGTH OF STEEL TO BE USED 460N/MM
- CONCRETE GRADE = C30
- LAPPING SHOULD BE DONE IN STAGGERED MANNER AND AS PER LAP TABLE
- CONCRETE COVER WALL FACE = 40MM
- ALL MEP OPENINGS TO BE COORDINATED AS PER MEP SHOP DRAWINGS
- ARCHITECTURAL DMD = 8.00 LVL

**LEGENDS:-**

ES = Each Side  
EF = Each Face  
H = Horizontal bar  
V = Vertical bar  
T = Top bar  
B = Bottom bar  
F = Face bar  
NF = Near Face  
FF = Far Face  
ADD = Additional  
DIAG = Diagonal  
STG = Staggered

**COUPLER**

NO. OF BARS  
T HIGH STRENGTH STEEL Y MILD STEEL  
BAR DIA  
BAR MARK  
SPACING  
BAR POSITION  
BAR TOTAL LENGTH

Rev	Date	Issued for Approval	Description	EM
00	01/25/2026	Approved	Approved with Comments	Approved
1		Approved	Approved with Comments	Approved
2		Approved	Approved with Comments	Approved
3		Approved	Approved with Comments	Approved
4		Approved	Approved with Comments	Approved

**STATUS :**

**PROJECT :** SHOP DRAWINGS

**MAG CITY - PHASE 2 DEVELOPMENT**

**DEVELOPER :** MAG

**CLIENT :** MAG, KETURAH PARK

**CONSULTANT :** Dewan Architects + Engineers

**MEP CONSULTANT :** IBA (Ibrahim Alsharif & Associates)

**INTERIOR DESIGNER :** Intercon

**FLS CONSULTANT :** INFINITY

**LANDSCAPE CONSULTANT :** AESG

**FACADE CONSULTANT :** AEGS

**ACOUSTIC CONSULTANT :** INFOSIGHT

**TRAFFIC CONSULTANT :** RAC

**KITCHEN & WASTE MANAGEMENT CONSULTANT :** MCTS

**SIGNAGE CONSULTANT :** BRIMAXX

**SECURITY CONSULTANT :** CONSQUARE CONSULTANCY

**MAIN CONTRACTOR :** CITIC MIDDLE EAST CONTRACTING LLC

**SUB - CONTRACTOR :**

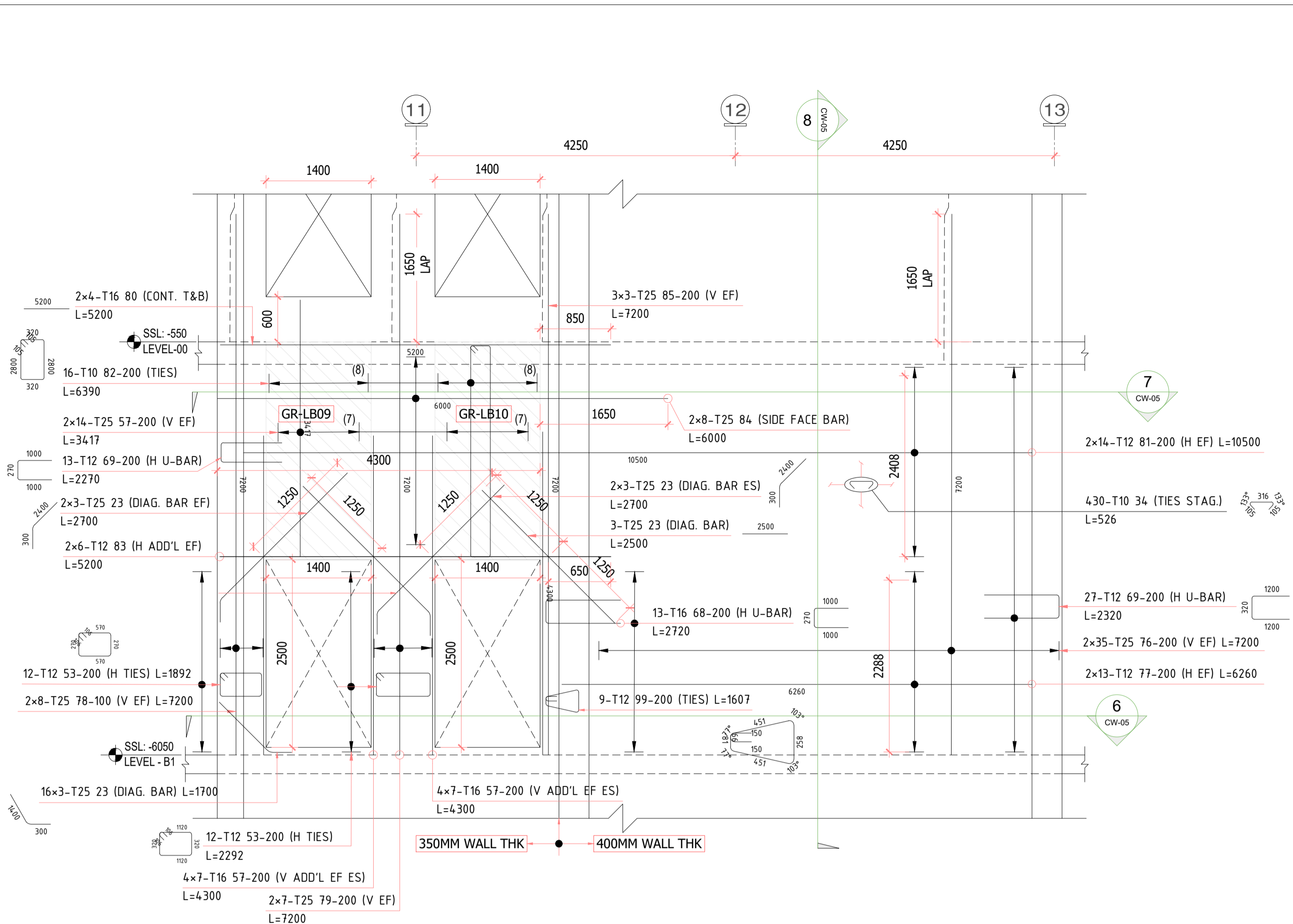
**PLOT NUMBER :** LOCATION MEYDAN, DUBAI, U.A.E.

**DRAWING TITLE :** MU-01\_LEVEL B2 TO GROUND LEVEL 00 CW-102 REINFORCEMENT DETAILS SHEET-4

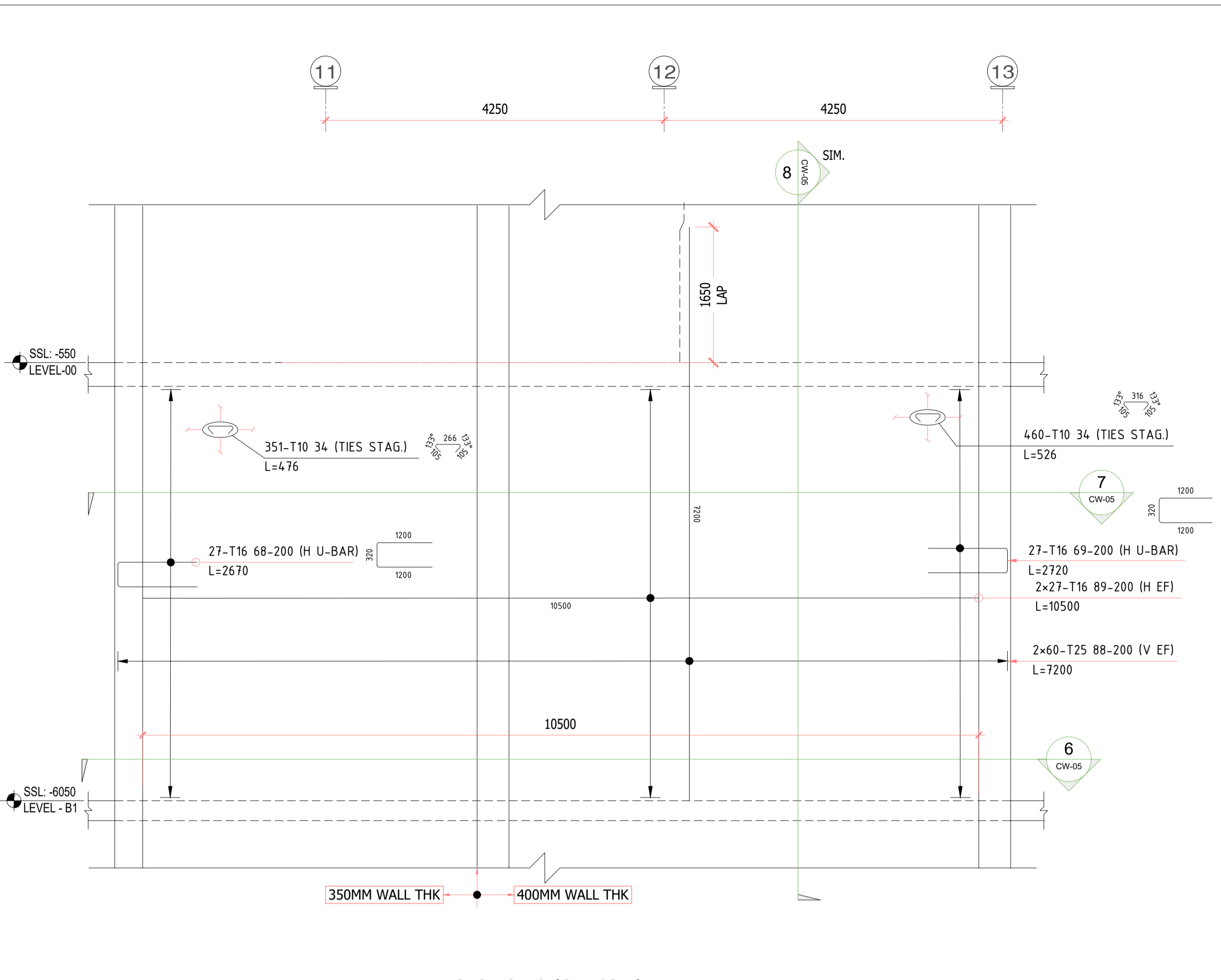
DRAWN BY	CHECKED BY	APPROVED BY	DATE
CS			01/25/2026

JOB NO.	SHEET SIZE	SCALE	REV. NO.
	A1	1:40	00

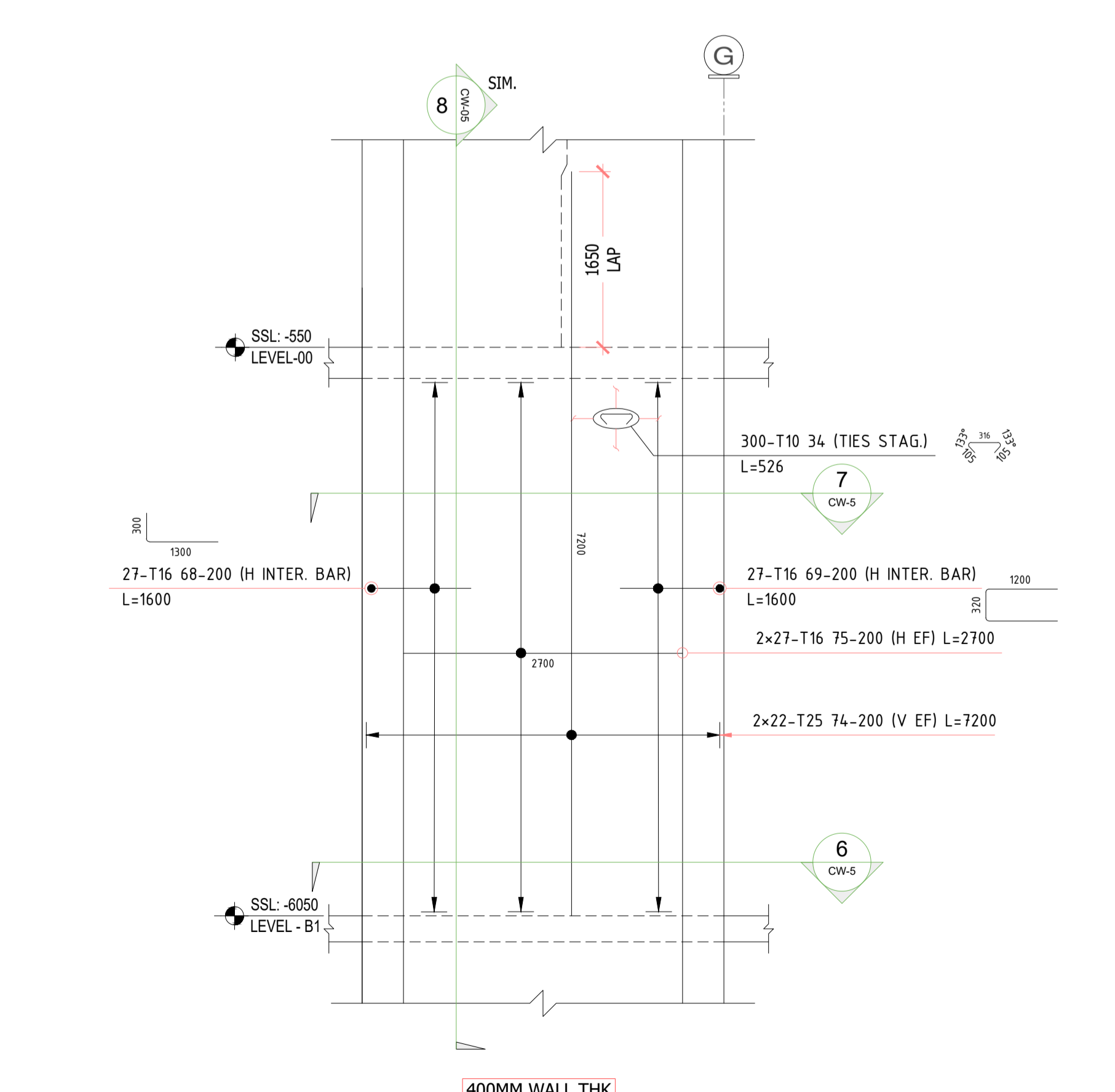
**DRAWING NO. : D2323-CIT-ST-PLN-MU-01-CW-004-R00**



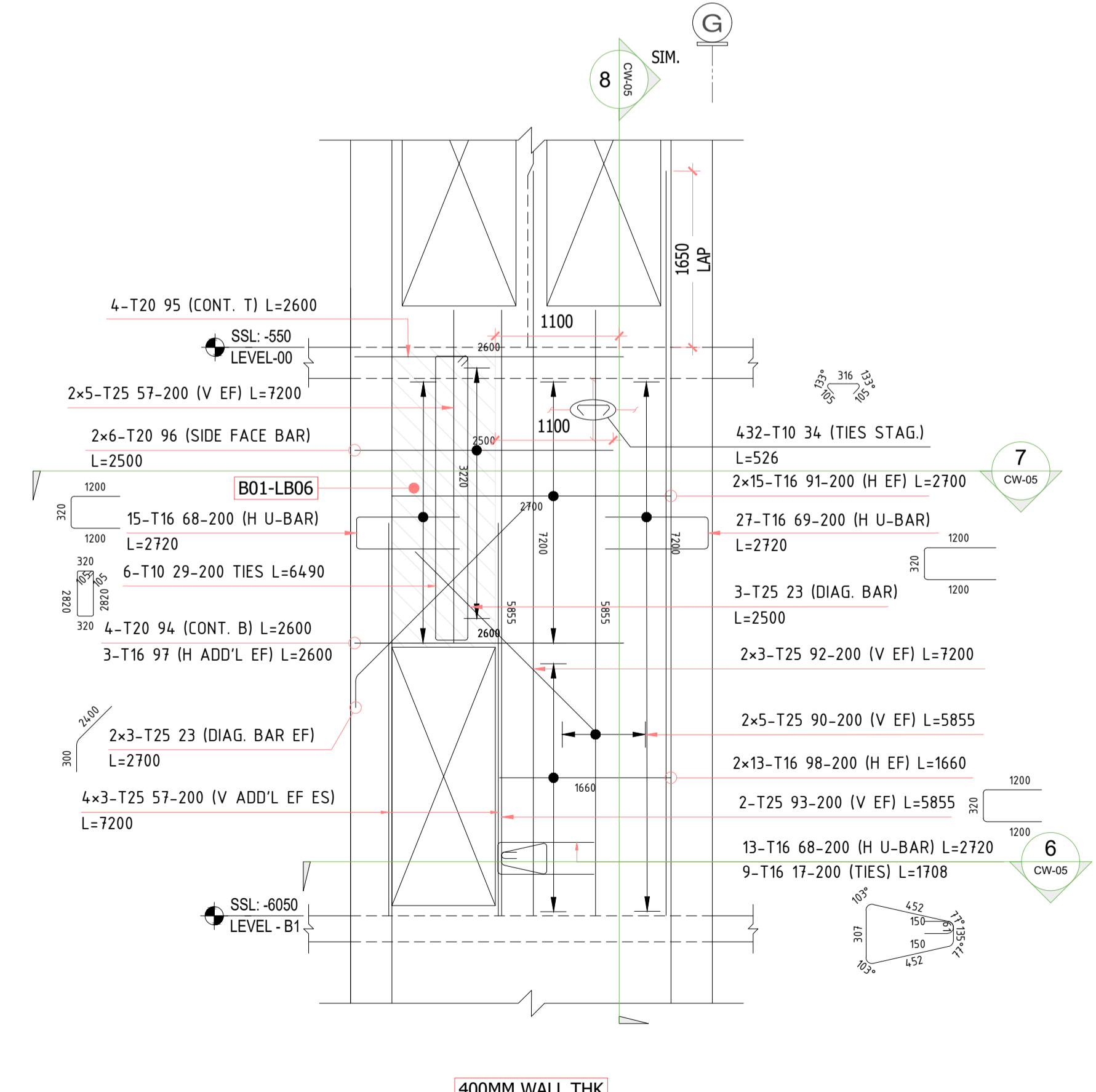
SECTION-1 (CW103-A1, A2 & A3)  
SCALE:1:35



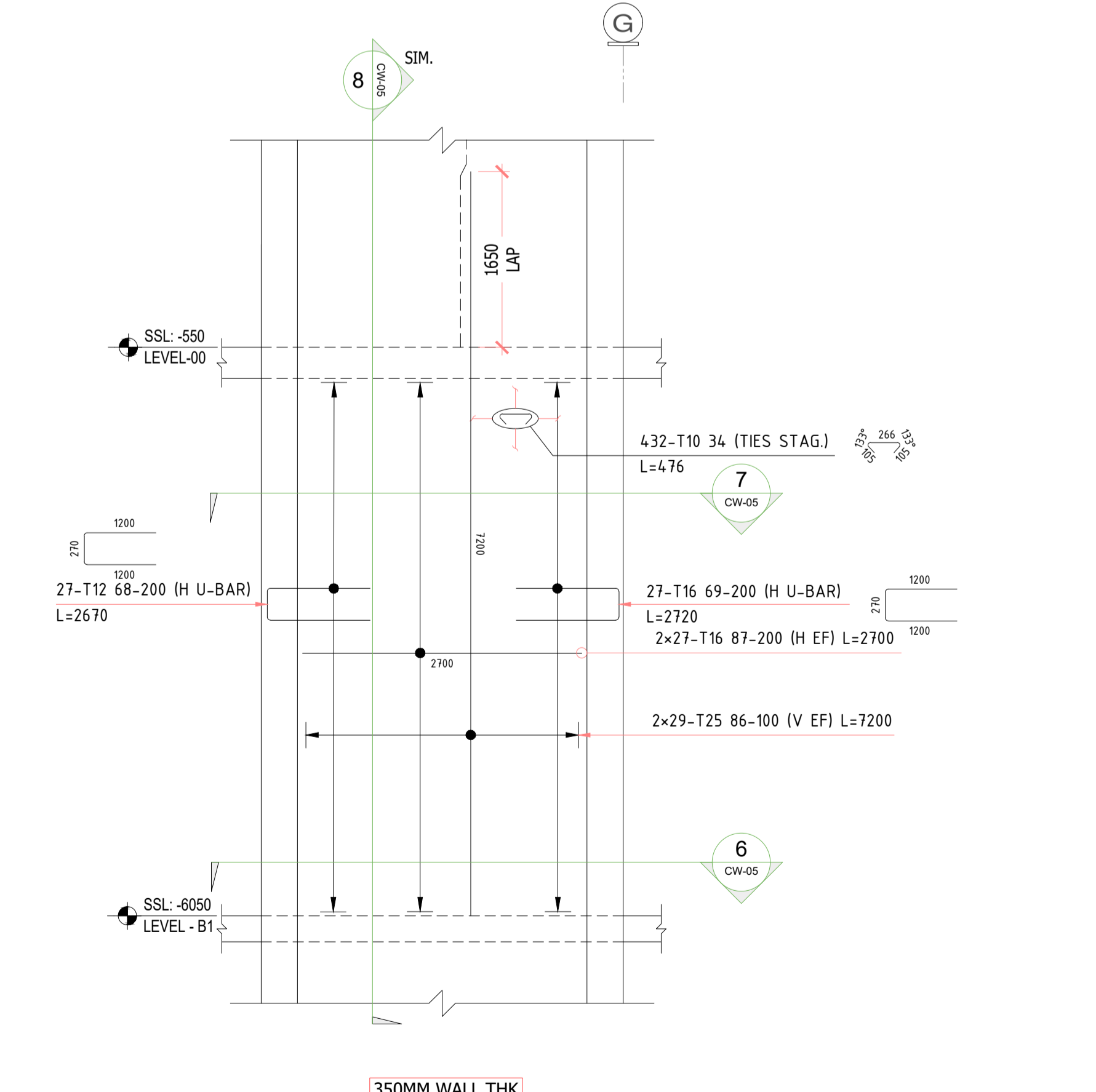
SECTION-2 (CW103-B)  
SCALE:1:35



SECTION-3 (CW103-D)  
SCALE:1:40



SECTION-4 (CW103-E)  
SCALE:1:40



SECTION-5 (CW103-C)  
SCALE:1:40

**KEY PLAN**

**NOTES**

- ALL DIMENSIONS ARE IN MM (UNO)
- ALL LEVELS ARE IN METERS
- NO DIMENSIONS TO BE SCALED OFF THE DRAWING.
- ONLY WRITTEN DIMENSIONS SHALL BE FOLLOWED
- ALL DIMENSIONS AND LEVELS SHALL BE CHECKED AND VERIFIED.
- YIELD STRENGTH OF STEEL TO BE USED 460N/MM
- CONCRETE GRADE = C30
- LAPPING SHOULD BE DONE IN STAGGERED MANNER AND AS PER LAP TABLE
- CONCRETE COVER WALL FACE = 40MM
- ALL MEP OPENINGS TO BE COORDINATED AS PER MEP SHOP DRAWINGS
- ARCHITECTURAL DMD = 8.00 LVL.

**LEGENDS:-**

NO. OF BARS  
T HIGH STRENGTH STEEL Y MILD STEEL  
BAR DIA.  
BAR MARK  
SPACING  
BAR POSITION  
BAR TOTAL LENGTH

ES = Each Side  
EF = Each Face  
H = Horizontal bar  
V = Vertical bar  
T = Top bar  
B = Bottom bar  
F = Face bar  
NF = Near Face  
ADD = Additional  
DIAG = Diagonal  
STG = Staggered

Revision	Date	Issued for Approval	Description	EM
00	01/25/2026	Approved	Approved with Comments	Approved

**STATUS :**

**SHOP DRAWINGS**

**PROJECT :** MAG CITY - PHASE 2 DEVELOPMENT

**DEVELOPER :** MAG

**CLIENT :** MAG, KETURAH PARK

**CONSULTANT :** Dewan Architects + Engineers

**MEP CONSULTANT :** IBA (Architects & Associates)

**INTERIOR DESIGNER :** Intercon

**FLS CONSULTANT :** INFINITY

**LANDSCAPE CONSULTANT :**

**FACADE CONSULTANT :** AESG

**ACOUSTIC CONSULTANT :** INFOSIGHT

**TRAFFIC CONSULTANT :** RAC

**KITCHEN & WASTE MANAGEMENT CONSULTANT :** MCTS

**SIGNAGE CONSULTANT :** BRIMAXX

**SECURITY CONSULTANT :** CONISQUARE CONSULTANCY

**MAIN CONTRACTOR :** CITIC MIDDLE EAST CONTRACTING LLC

**SUB - CONTRACTOR :**

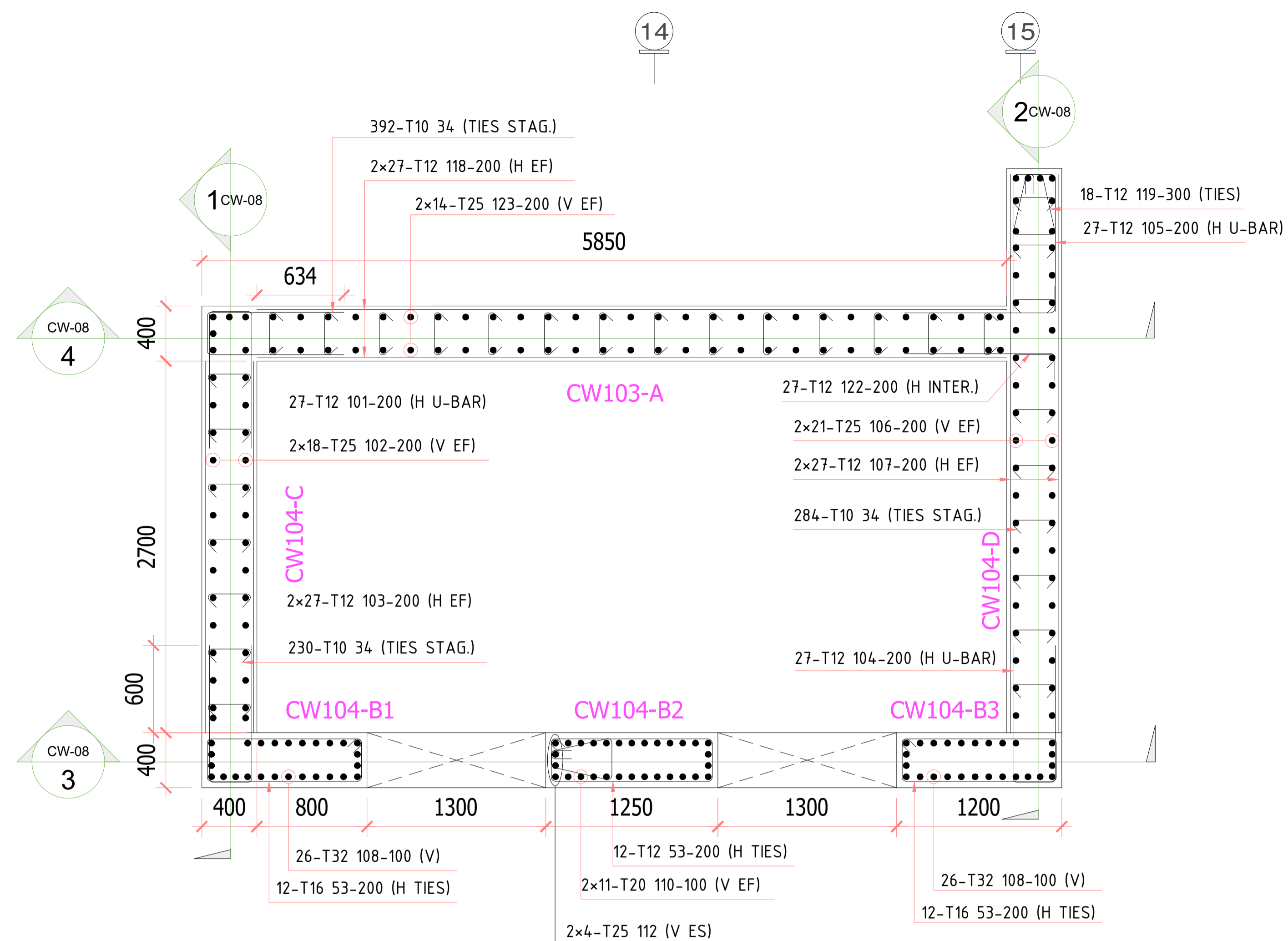
**PLOT NUMBER :** LOCATION MEYDAN, DUBAI, U.A.E.

**DRAWING TITLE :** MU-01\_LEVEL B2 TO GROUND LEVEL 00 CW-103 REINFORCEMENT DETAILS SHEET-6

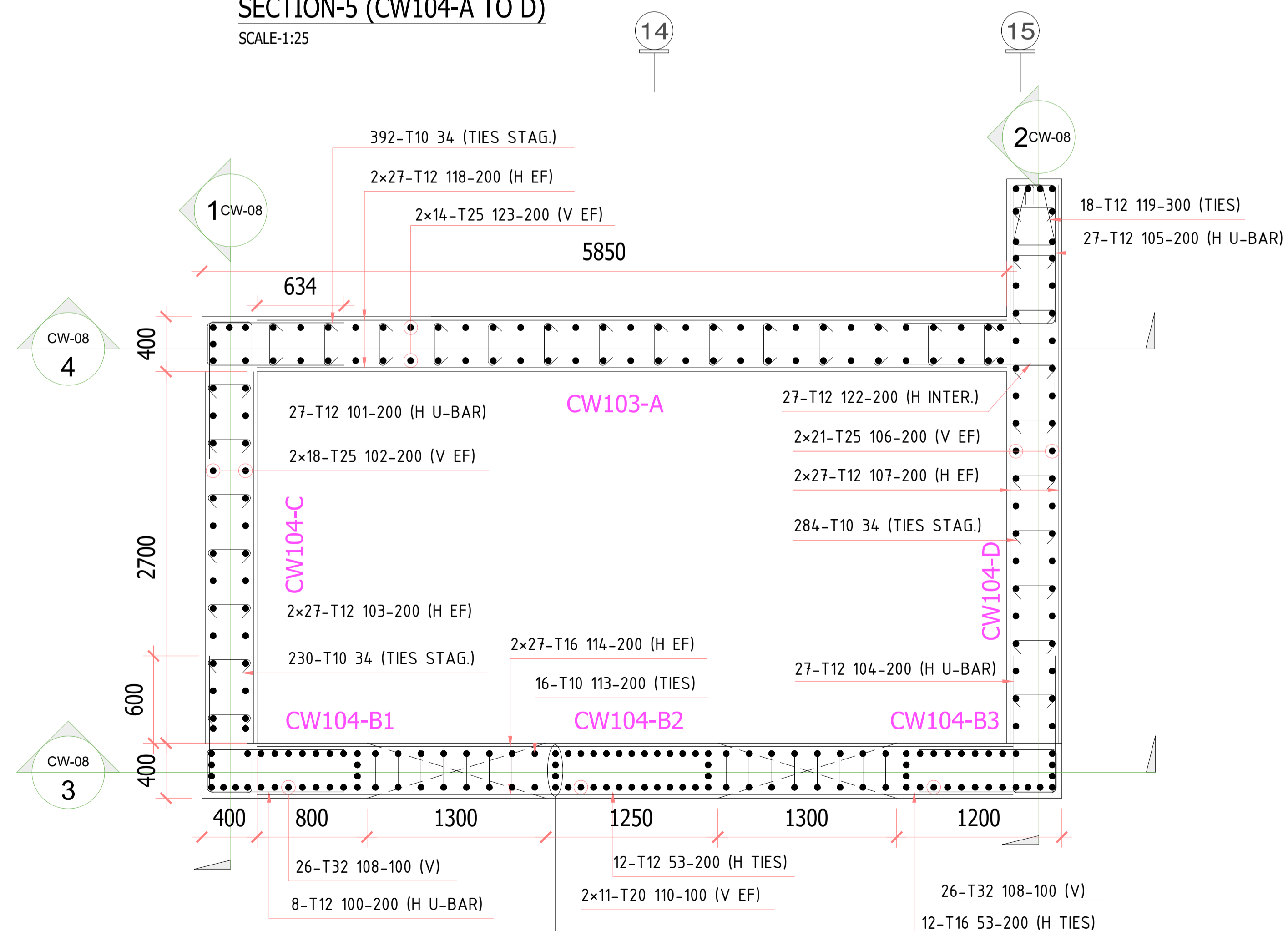
DRAWN BY	CHECKED BY	APPROVED BY	DATE
CS			01/25/2026

JOB NO.	SHEET SIZE	SCALE	REV. NO.
	A1	1:45	00

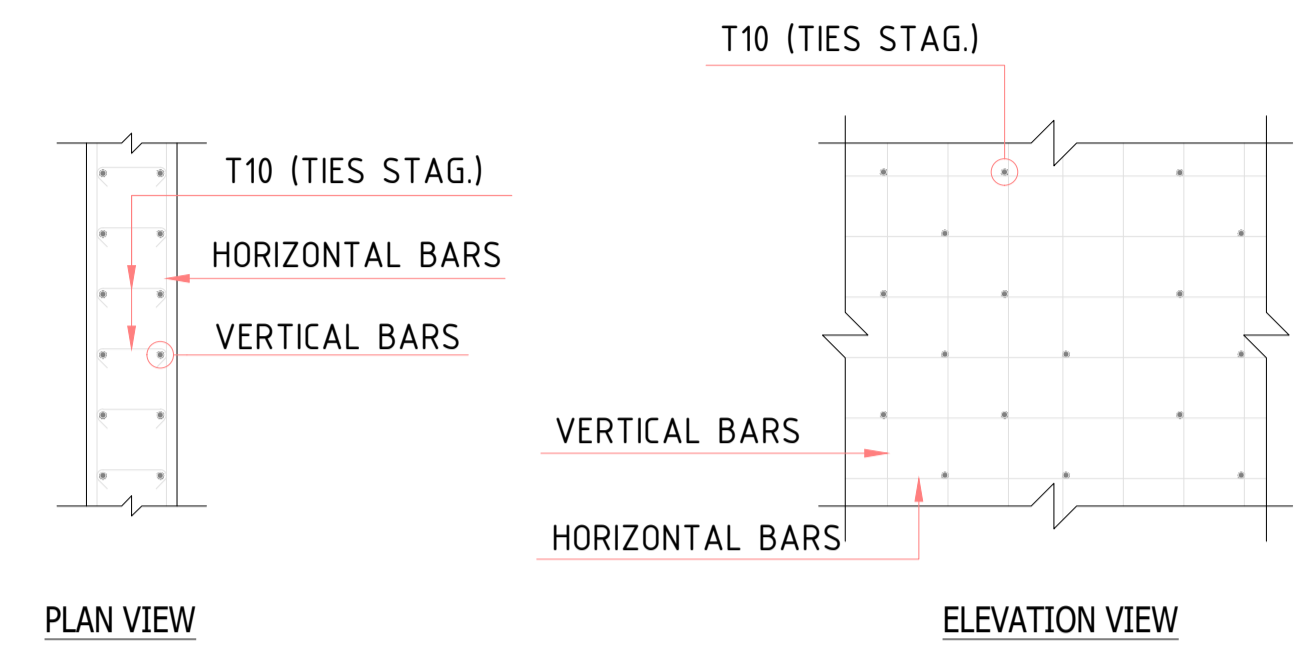
**DRAWING NO. : D2323-CIT-ST-PLN-MU-01-CW-006-R00**



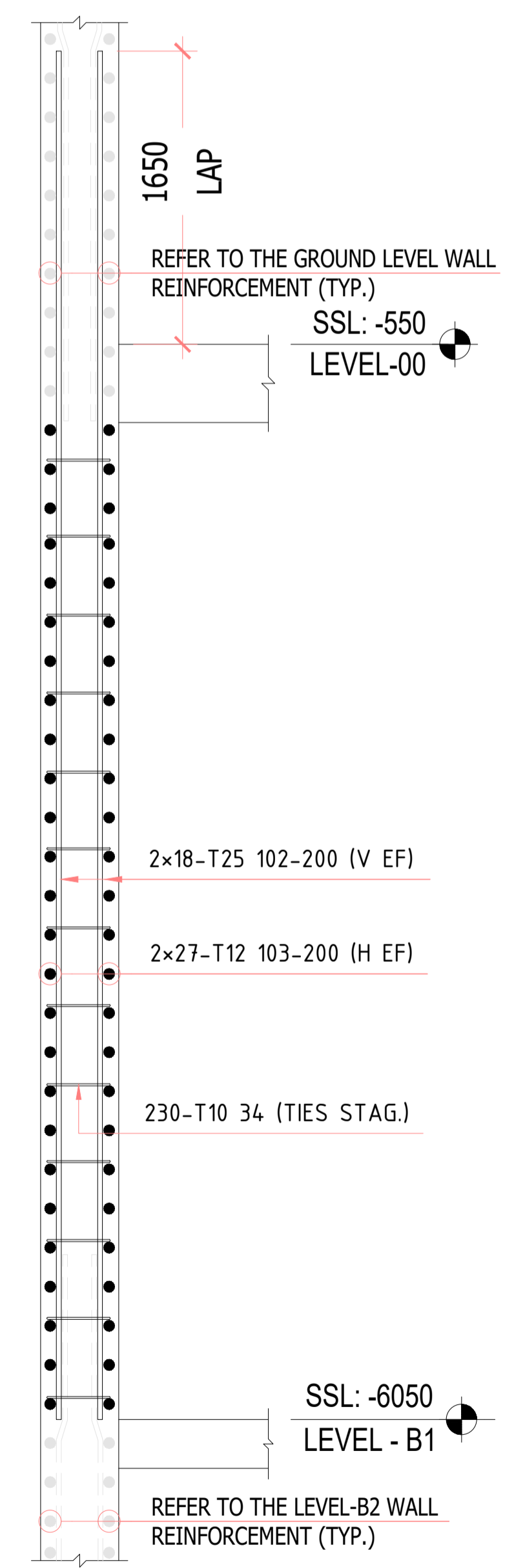
SECTION-5 (CW104-A TO D)  
SCALE:1:25



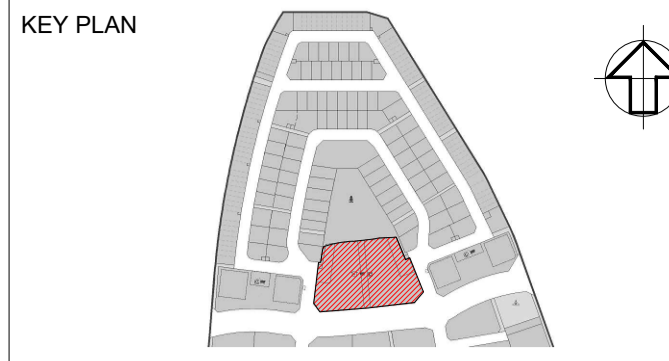
SECTION-6 (CW104-A TO D)  
SCALE:1:25



WALL TIES ARRANGEMENT



SECTION-7  
SCALE:1:20



- NOTES
- ALL DIMENSIONS ARE IN MM (UNO)
  - ALL LEVELS ARE IN METERS
  - NO DIMENSIONS TO BE SCALED OFF THE DRAWING.
  - ONLY WRITTEN DIMENSIONS SHALL BE FOLLOWED
  - ALL DIMENSIONS AND LEVELS SHALL BE CHECKED AND VERIFIED.
  - YIELD STRENGTH OF STEEL TO BE USED 460N/MM
  - CONCRETE GRADE = C30
  - LAPPING SHOULD BE DONE IN STAGGERED MANNER AND AS PER LAP TABLE.
  - CONCRETE COVER WALL FACE = 40MM.
  - ALL MEP OPENINGS TO BE COORDINATED AS PER MEP SHOP DRAWINGS.
  - ARCHITECTURAL DMD = +8.06 LVL.
- LEGENDS:-
- NO. OF BARS
  - T HIGH STRENGTH STEEL Y MILD STEEL
  - BAR DIA
  - BAR MARK
  - SPACING
  - BAR POSITION
  - BAR TOTAL LENGTH
  - ES = Each Side
  - EF = Each Face
  - H = Horizontal bar
  - V = Vertical bar
  - T = Top bar
  - B = Bottom bar
  - F = Face bar
  - NF = Near Face
  - FF = Far Face
  - ADD = Additional
  - DIAG = Diagonal
  - STG = Staggered

Revision	Date	Issued for Approval	Description	EM
00	01/25/2026	Approved		EM

Approval	Comments	Revised and Resubmit	Rejected
A	B	C	D

STATUS : SHOP DRAWINGS

PROJECT : MAG CITY - PHASE 2 DEVELOPMENT

DEVELOPER :

CLIENT :

CONSULTANT :

MEP CONSULTANT :

INTERIOR DESIGNER :

FLS CONSULTANT :

LANDSCAPE CONSULTANT

FAÇADE CONSULTANT :

ACOUSTIC CONSULTANT :

TRAFFIC CONSULTANT :

KITCHEN & WASTE MANAGEMENT CONSULTANT :

SIGNAGE CONSULTANT :

SECURITY CONSULTANT :

MAIN CONTRACTOR :

SUB - CONTRACTOR

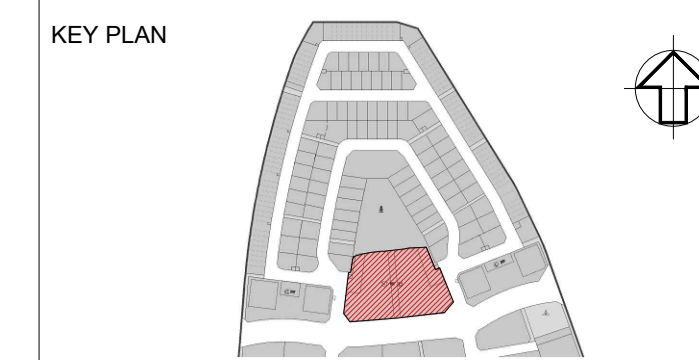
PLOT NUMBER LOCATION MEYDAN, DUBAI, U.A.E.

DRAWING TITLE : MU-01\_LEVEL B2 TO GROUND LEVEL 00 CW-104 REINFORCEMENT DETAILS SHEET-7

DRAWN BY	CHECKED BY	APPROVED BY	DATE
CS			01/25/2026

JOB NO.	SHEET SIZE	SCALE	REV. NO.
	A1	1:25	00

DRAWING NO. D2323-CIT-ST-PLN-MU-01-CW-007-R00



- NOTES**
- ALL DIMENSIONS ARE IN MM (UNO)
  - ALL LEVELS ARE IN METERS
  - NO DIMENSIONS TO BE SCALED OFF THE DRAWING.
  - ONLY WRITTEN DIMENSIONS SHALL BE FOLLOWED
  - ALL DIMENSIONS AND LEVELS SHALL BE CHECKED AND VERIFIED.
  - YIELD STRENGTH OF STEEL TO BE USED 460N/MM
  - CONCRETE GRADE = C30
  - LAPPING SHOULD BE DONE IN STAGGERED MANNER AND AS PER LAP TABLE.
  - CONCRETE COVER WALL FACE = 40MM.
  - ALL MEP OPENINGS TO BE COORDINATED AS PER MEP SHOP DRAWINGS.
  - ARCHITECTURAL DMD = +0.00 LVL.
- LEGENDS:-**
- ES = Each Side
  - EF = Each Face
  - H = Horizontal bar
  - V = Vertical bar
  - T = Top bar
  - B = Bottom bar
  - F = Face bar
  - NF = Near Face
  - FF = Far Face
  - ADD = Additional
  - DIAG = Diagonal
  - STG = Staggered

NO	DATE	ISSUED FOR APPROVAL	DESCRIPTION	EM
00	01/25/2026	Issued for Approval		Approved

**STATUS :** SHOP DRAWINGS

**PROJECT :** MAG CITY - PHASE 2 DEVELOPMENT



**CONSULTANT:** Dewani Architects + Engineers  
 P.O. BOX 60990, Dubai, UAE  
 TEL: +971 4 2462010  
 FAX: +971 4 7707988  
 www.dewani-architects.com

**MEP CONSULTANT:** IIDA (Ibn Dhaniah & Associates)  
 P.O. BOX 142, Dubai, UAE  
 TEL: +971 4 270 5272  
 FAX: +971 4 270 5272  
 www.iida.ae

**INTERIOR DESIGNER:** Intercon

**FLS CONSULTANT:** INFINITY MEP+ CONSULTANTS

**LANDSCAPE CONSULTANT:**

**FAÇADE CONSULTANT:** AESG

**ACOUSTIC CONSULTANT:** INFOSIGHT IT, AV, SECURITY, ACOUSTICS CONSULTANCY

**TRAFFIC CONSULTANT:** RAC

**KITCHEN & WASTE MANAGEMENT CONSULTANT:** MCTS

**SIGNAGE CONSULTANT:** BRIMAXX

**SECURITY CONSULTANT:** CON SQUARE CONSULTANCY

**MAIN CONTRACTOR:** CITIC MIDDLE EAST CONTRACTING LLC

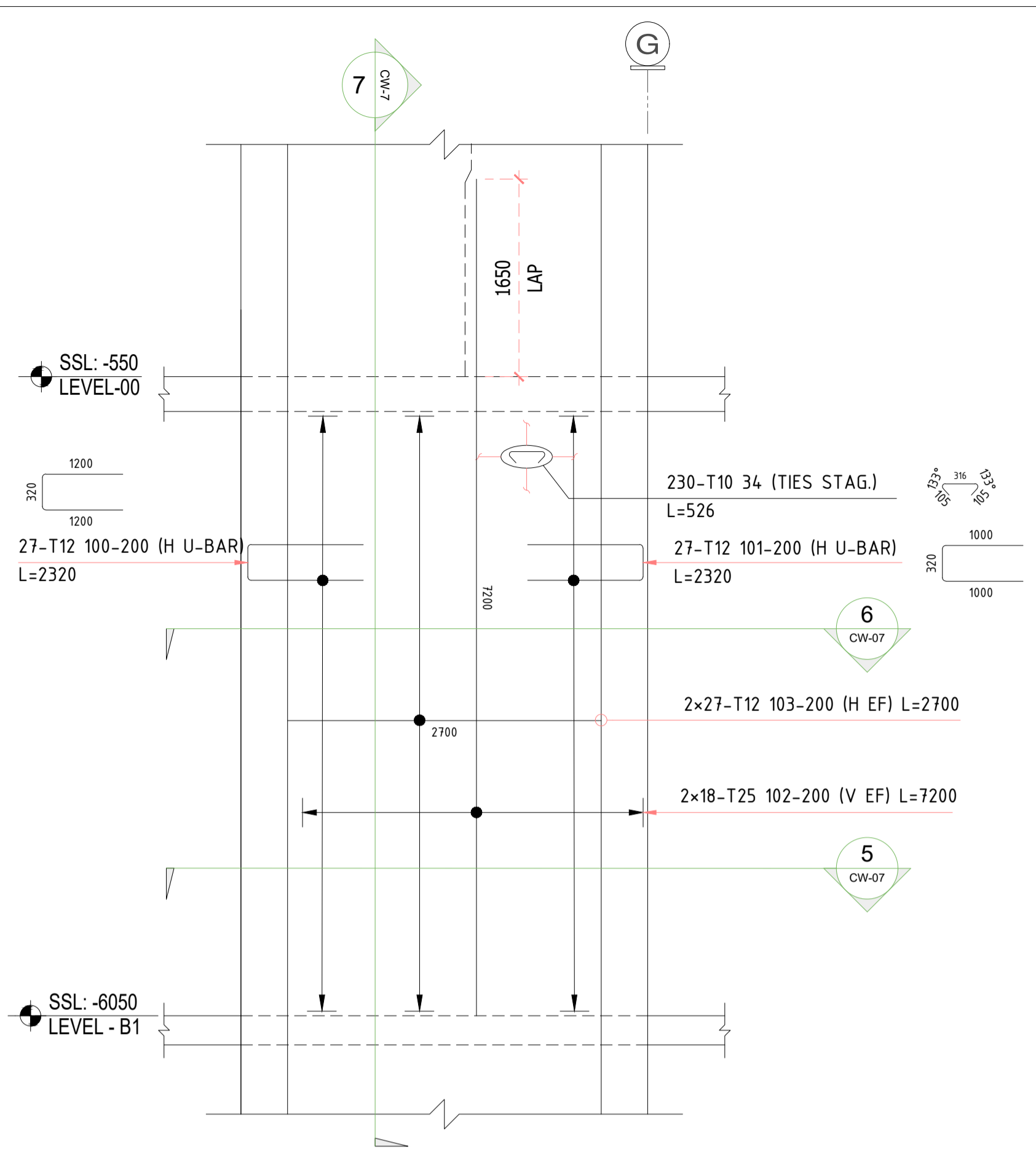
**SUB - CONTRACTOR:**

**PLOT NUMBER:** LOCATION MEYDAN, DUBAI, U.A.E.

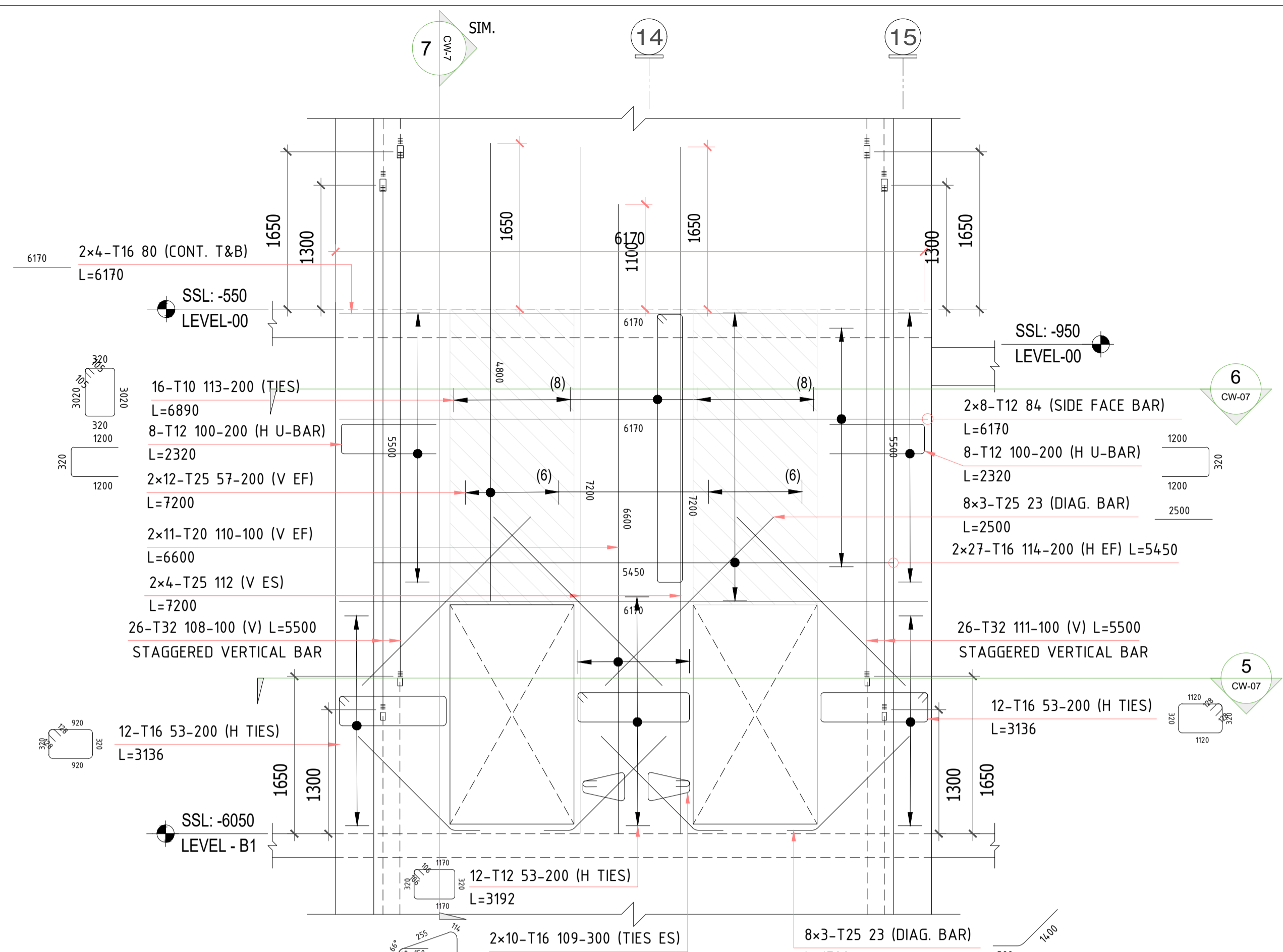
**DRAWING TITLE:** MU-01\_LEVEL B2 TO GROUND LEVEL 00 CW-104 REINFORCEMENT DETAILS SHEET-8

DRAWN BY	CHECKED BY	APPROVED BY	DATE
CS			01/25/2026
JOB NO.	SHEET SIZE	SCALE	REV. NO.
	A1	1:40	00

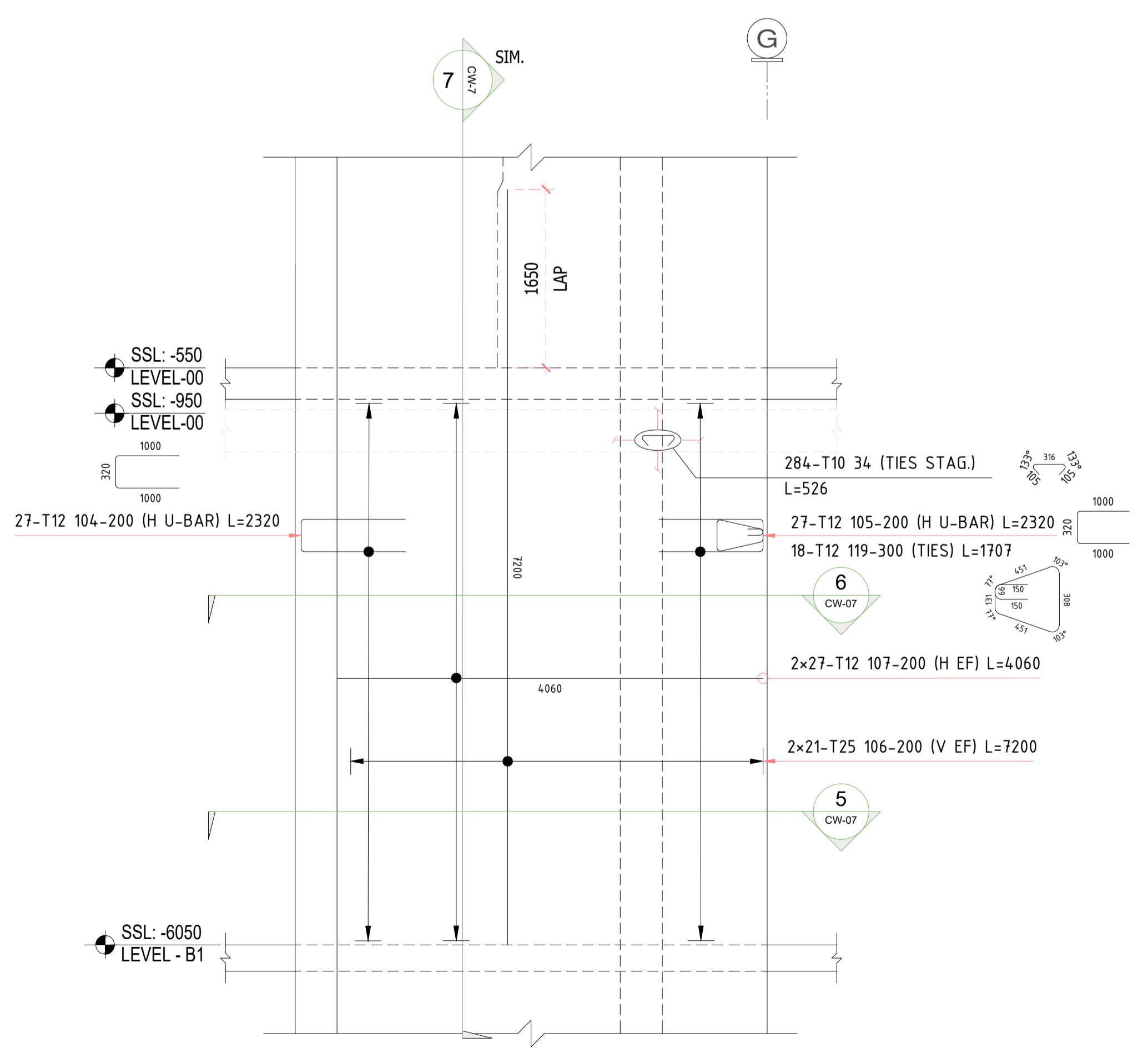
**DRAWING NO.:** D2323-CIT-ST-PLN-MU-01-CW-008-R00



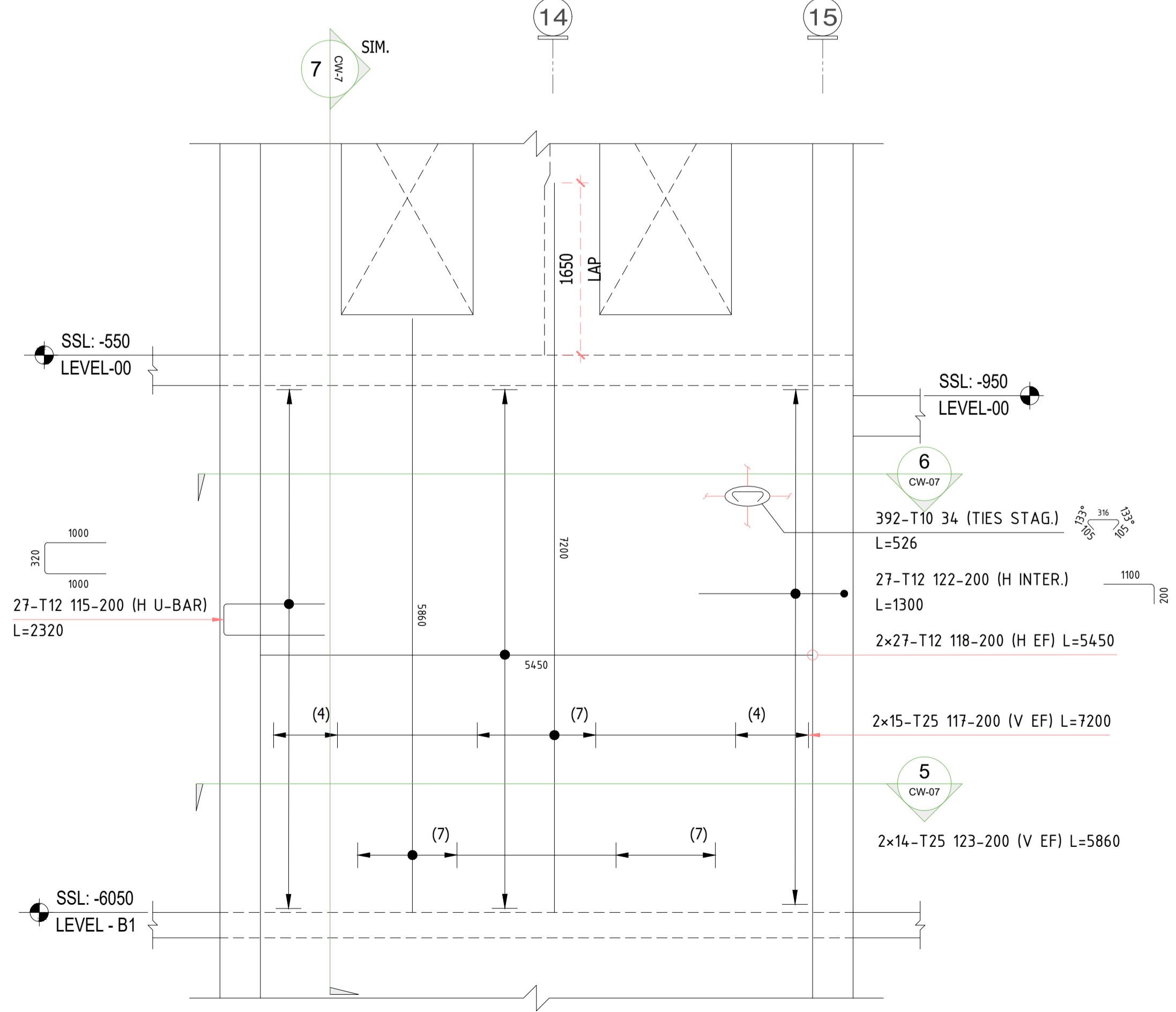
**SECTION-1 (CW104-C)**  
SCALE:1:40



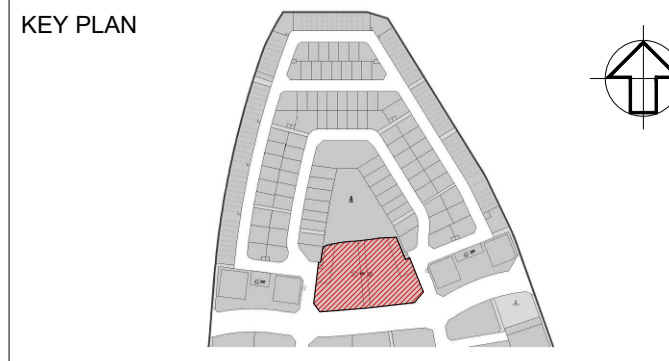
**SECTION-3 (CW104-B1, B2 & B3)**  
SCALE:1:35



**SECTION-2 (CW103-D)**  
SCALE:1:40



**SECTION-4 (CW104-A)**  
SCALE:1:35



- NOTES**
- ALL DIMENSIONS ARE IN MM (UNO)
  - ALL LEVELS ARE IN METERS
  - NO DIMENSIONS TO BE SCALED OFF THE DRAWING.
  - ONLY WRITTEN DIMENSIONS SHALL BE FOLLOWED
  - ALL DIMENSIONS AND LEVELS SHALL BE CHECKED AND VERIFIED.
  - YIELD STRENGTH OF STEEL TO BE USED 460N/MM
  - CONCRETE GRADE = C30
  - LAPPING SHOULD BE DONE IN STAGGERED MANNER AND AS PER LAP TABLE
  - CONCRETE COVER WALL FACE = 40MM
  - ALL MEP OPENINGS TO BE COORDINATED AS PER MEP SHOP DRAWINGS
  - ARCHITECTURAL DMD +8.06 LVL.
- LEGENDS:-**
- ES = Each Side
  - EF = Each Face
  - H = Horizontal bar
  - V = Vertical bar
  - T = Top bar
  - B = Bottom bar
  - F = Face bar
  - NF = Near Face
  - FF = Far Face
  - ADD = Additional
  - DIAG = Diagonal
  - STG = Staggered

NO	DATE	ISSUED FOR APPROVAL	EM
00	01/25/2026	Issued for Approval	EM
Revision	Date	Description	Approved

A	B	C	D
Approved	Approved with Comments	Revised and Resubmit	Rejected

STATUS : **SHOP DRAWINGS**

PROJECT : **MAG CITY - PHASE 2 DEVELOPMENT**



CONSULTANT: **Dewan Architects + Engineers**  
 P.O. BOX 60990, Dubai, UAE  
 TEL: +971 4 3462010  
 FAX: +971 4 3727988  
 www.dewan-architects.com

MEP CONSULTANT: **IDA (Ibn Chahham & Associates)**  
 P.O. BOX 14 270 5272  
 TEL: +971 4 320 5272  
 FAX: +971 4 320 5272  
 www.ida.ae

INTERIOR DESIGNER: **Intercon**

FLS CONSULTANT: **INFINITY MEP+ CONSULTANTS**

LANDSCAPE CONSULTANT

FACADE CONSULTANT: **AESG**

ACOUSTIC CONSULTANT: **INFOSIGHT IT, AV, SECURITY, ACOUSTICS CONSULTANCY**

TRAFFIC CONSULTANT: **RAC**

KITCHEN & WASTE MANAGEMENT CONSULTANT: **MCTS**

SIGNAGE CONSULTANT: **BRI-MAXX**

SECURITY CONSULTANT: **CON SQUARE CONSULTANCY**  
 CERTIFIED CONSULTANTS  
 OFFICE: WILSON BUILDING, AL JAFRAH, QUAINT METRO STATION, P.O. BOX 100000, DUBAI, U.A.E.

MAIN CONTRACTOR: **中信建设 (阿联酋) 有限责任公司 CITIC MIDDLE EAST CONTRACTING LLC**

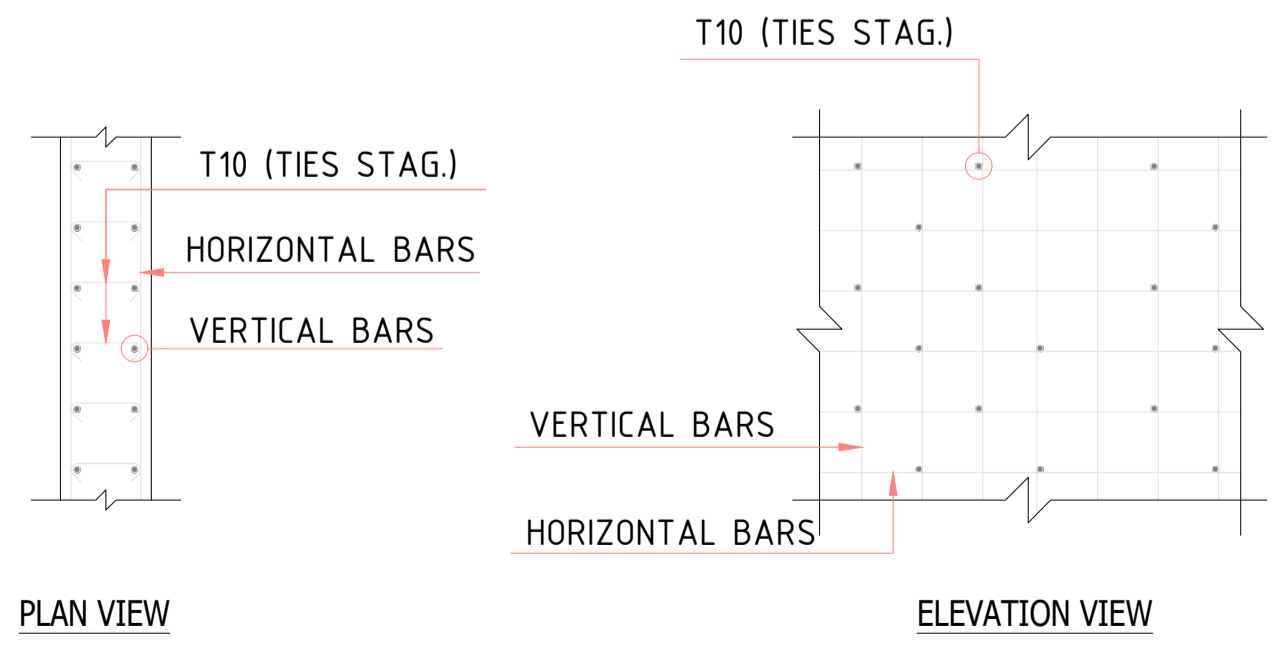
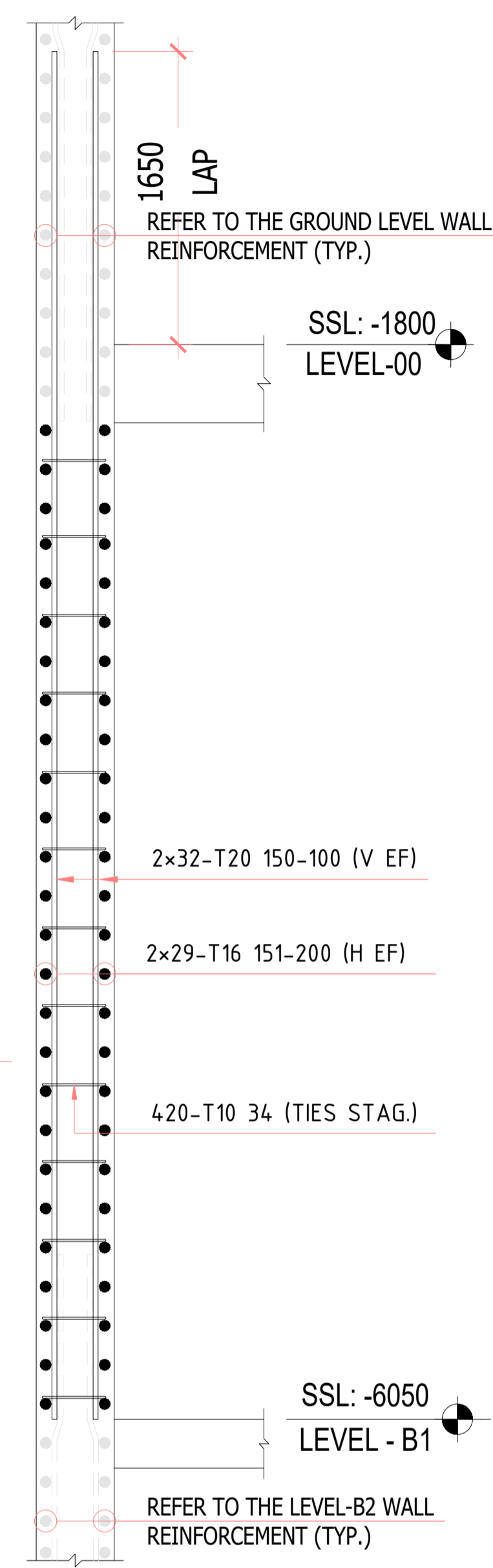
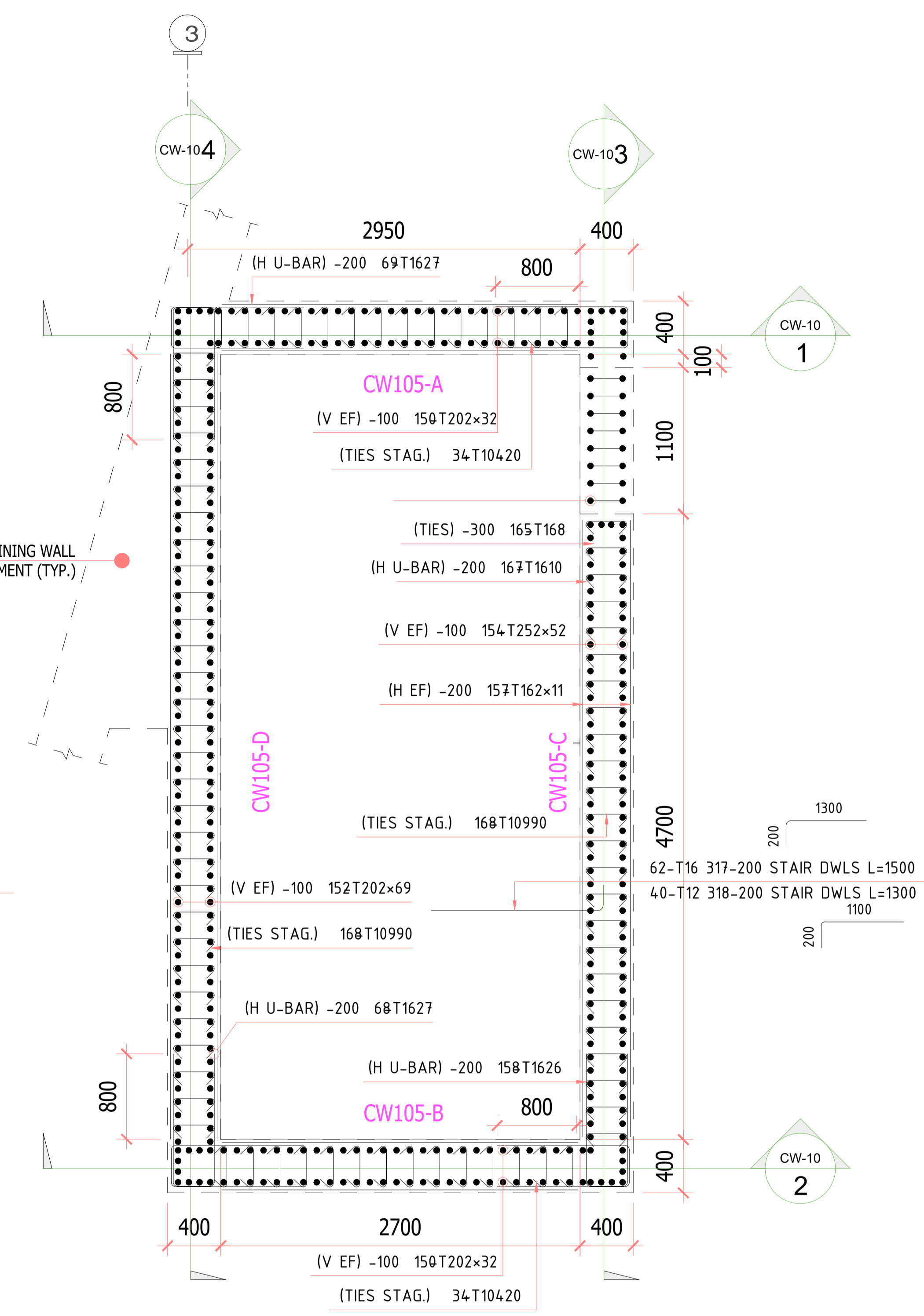
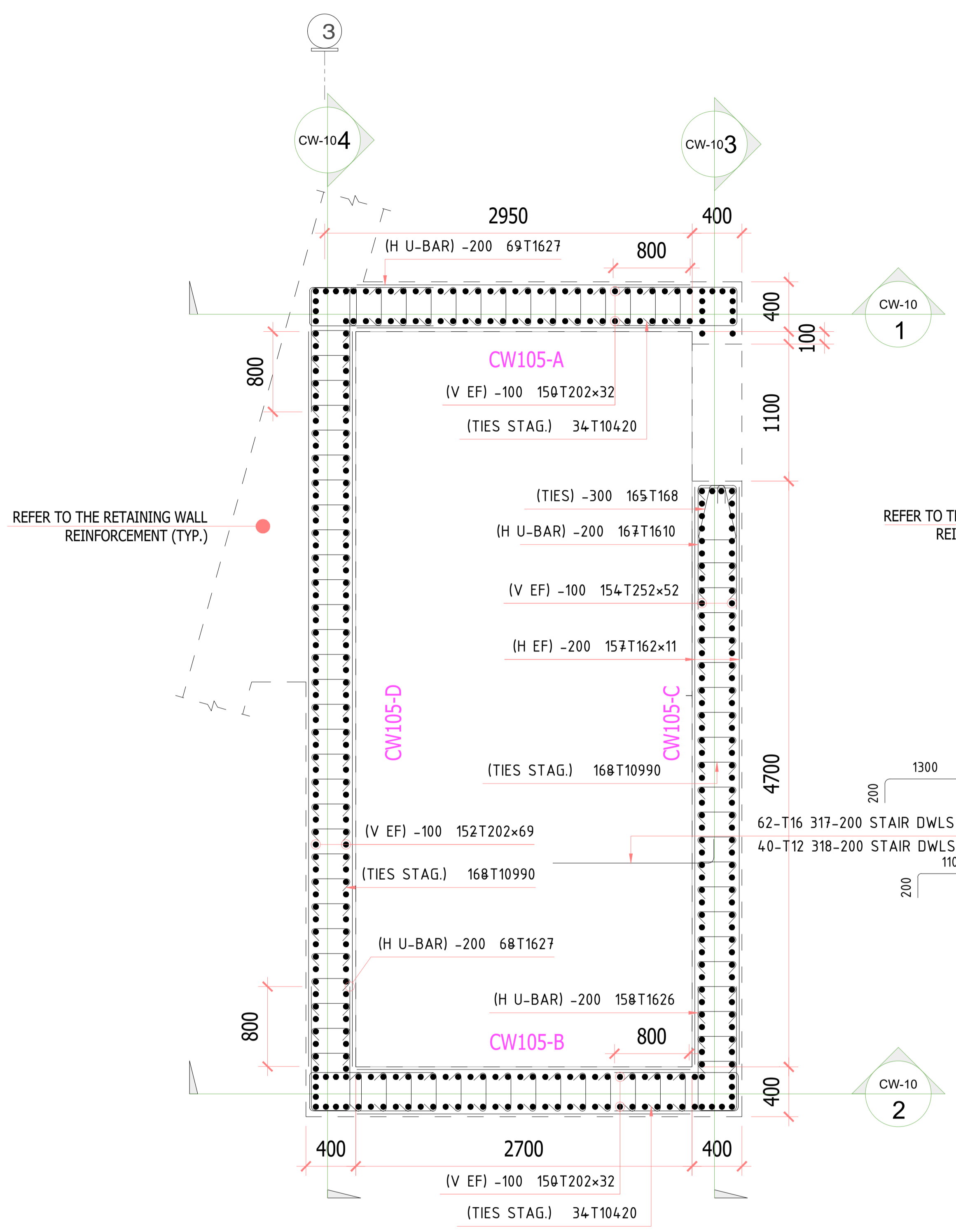
SUB - CONTRACTOR

PLOT NUMBER: LOCATION: MEYDAN, DUBAI, U.A.E.

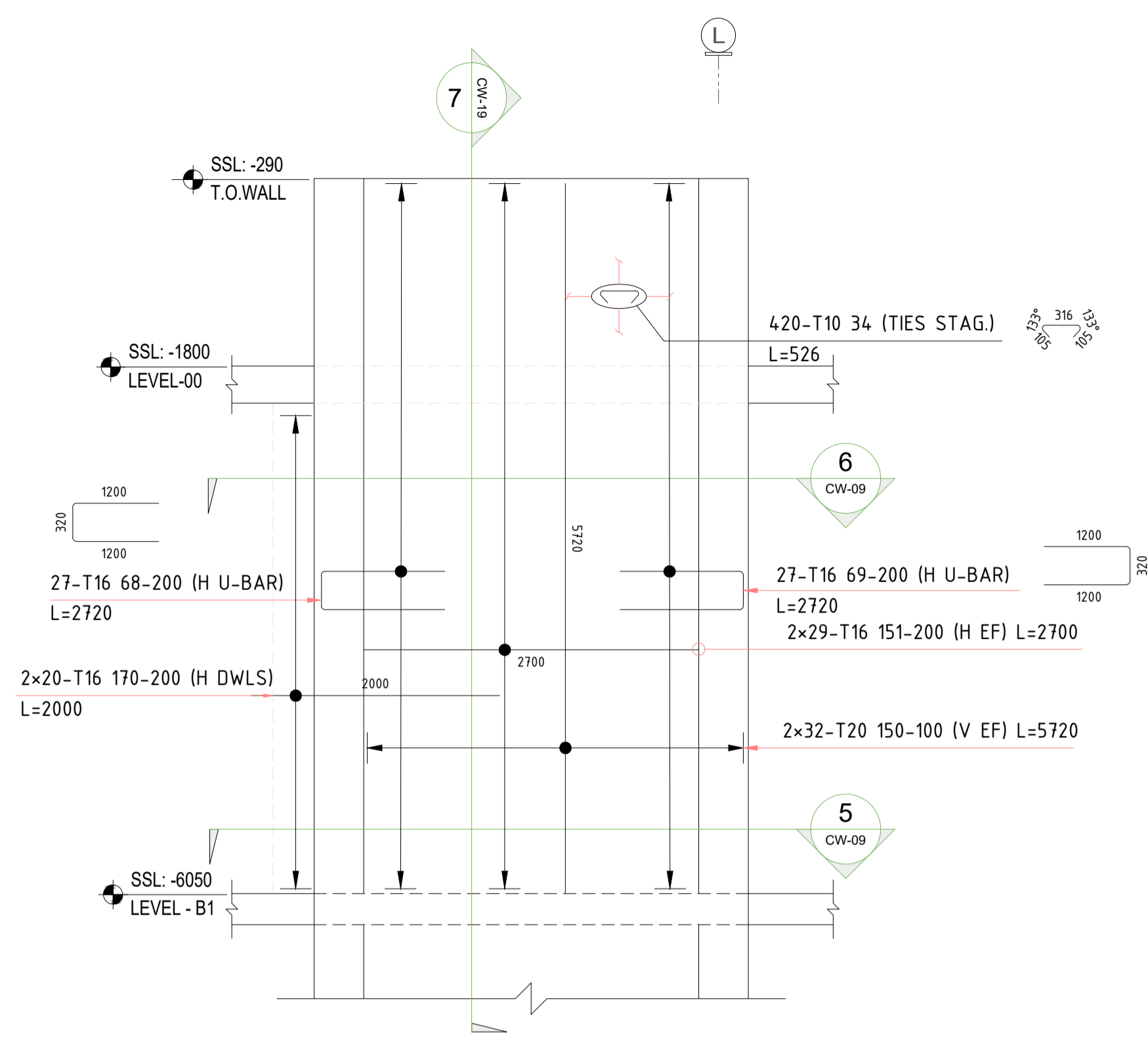
DRAWING TITLE : **MU-01\_LEVEL B2 TO GROUND LEVEL 00 CW-105 REINFORCEMENT DETAILS SHEET-9**

DRAWN BY	CHECKED BY	APPROVED BY	DATE
CS			01/25/2026
JOB NO.	SHEET SIZE	SCALE	REV. NO.
	A1	1:25	00

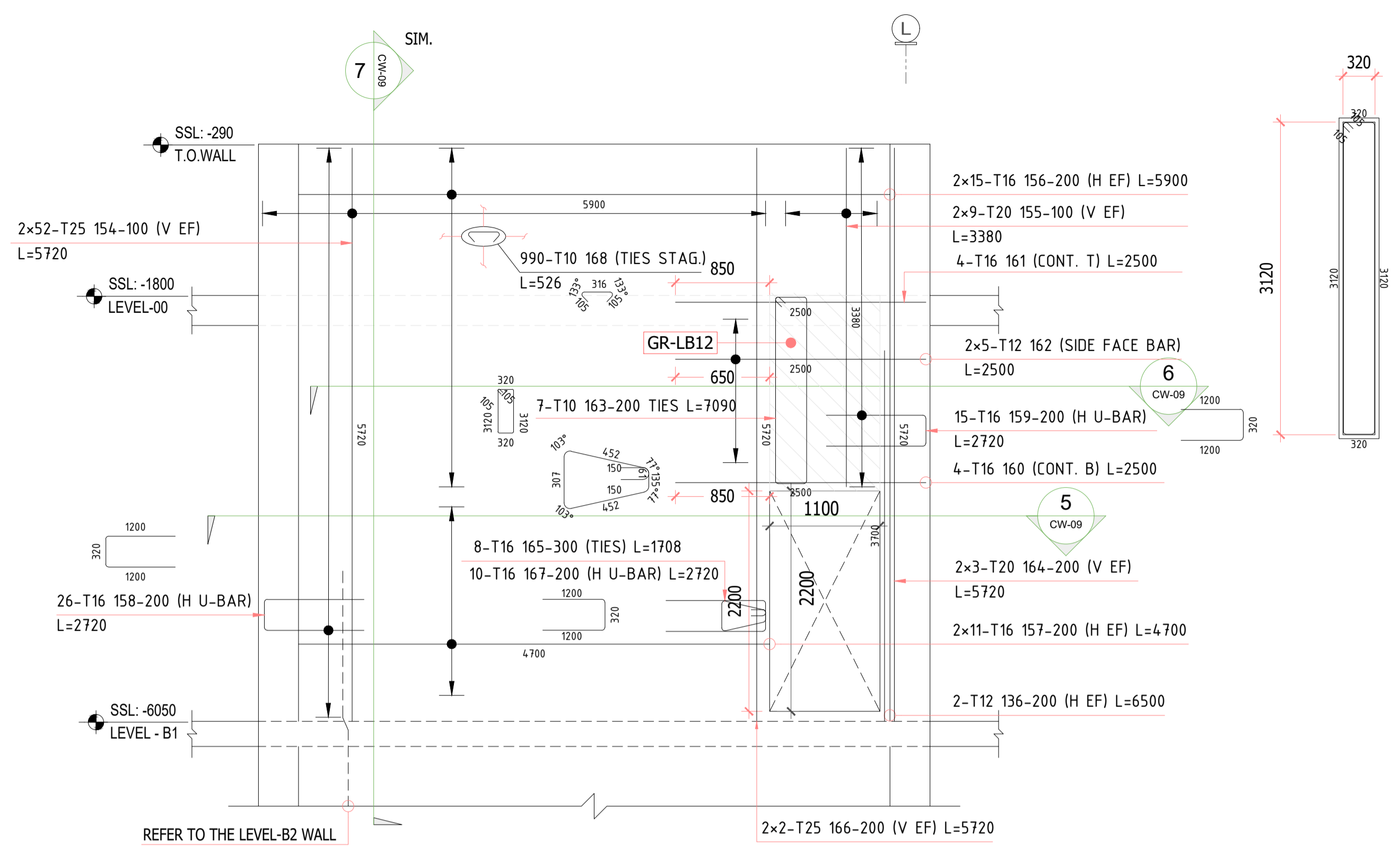
DRAWING NO. **D2323-CIT-ST-PLN-MU-01-CW-009-R00**



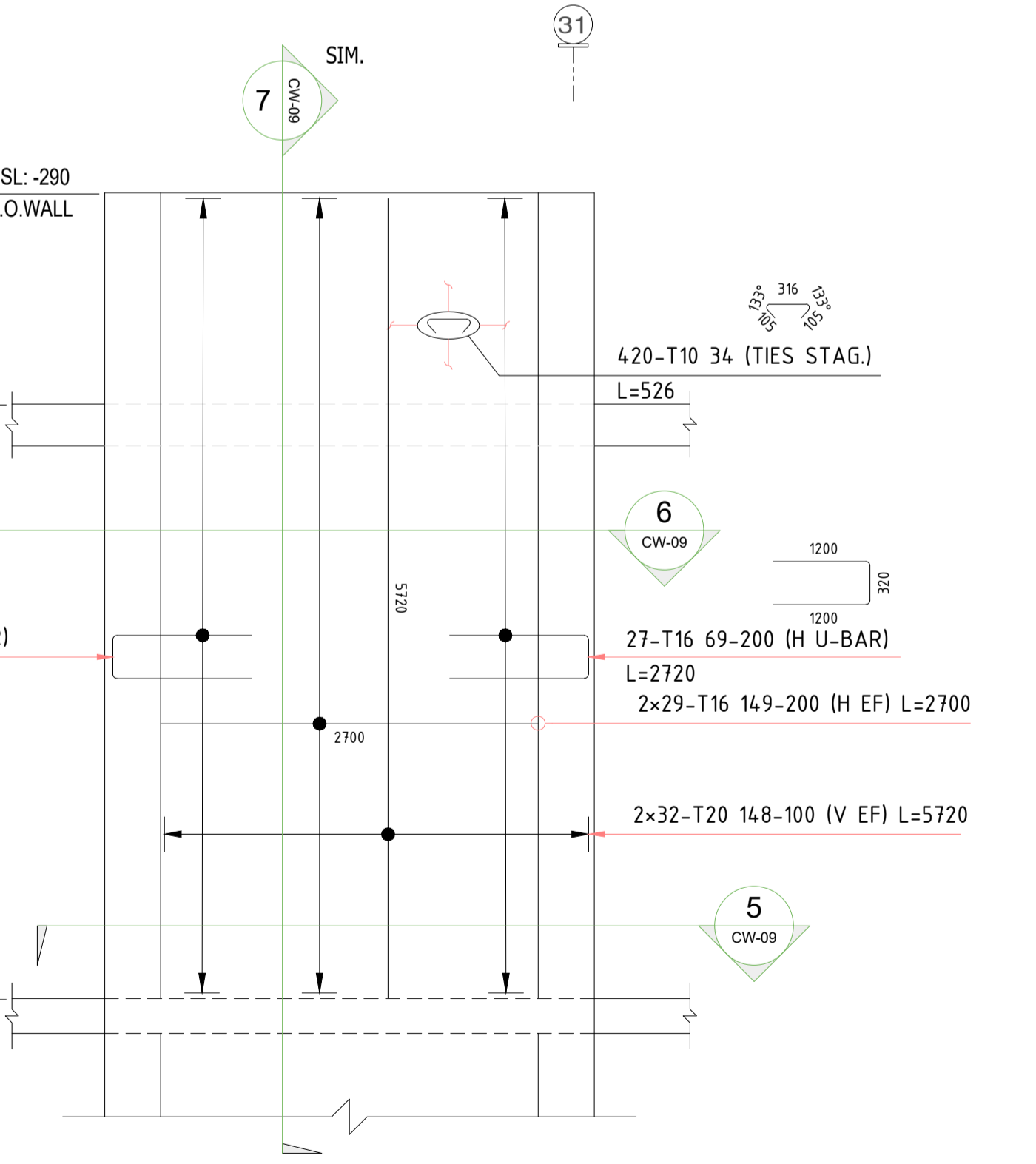
WALL TIES ARRANGEMENT



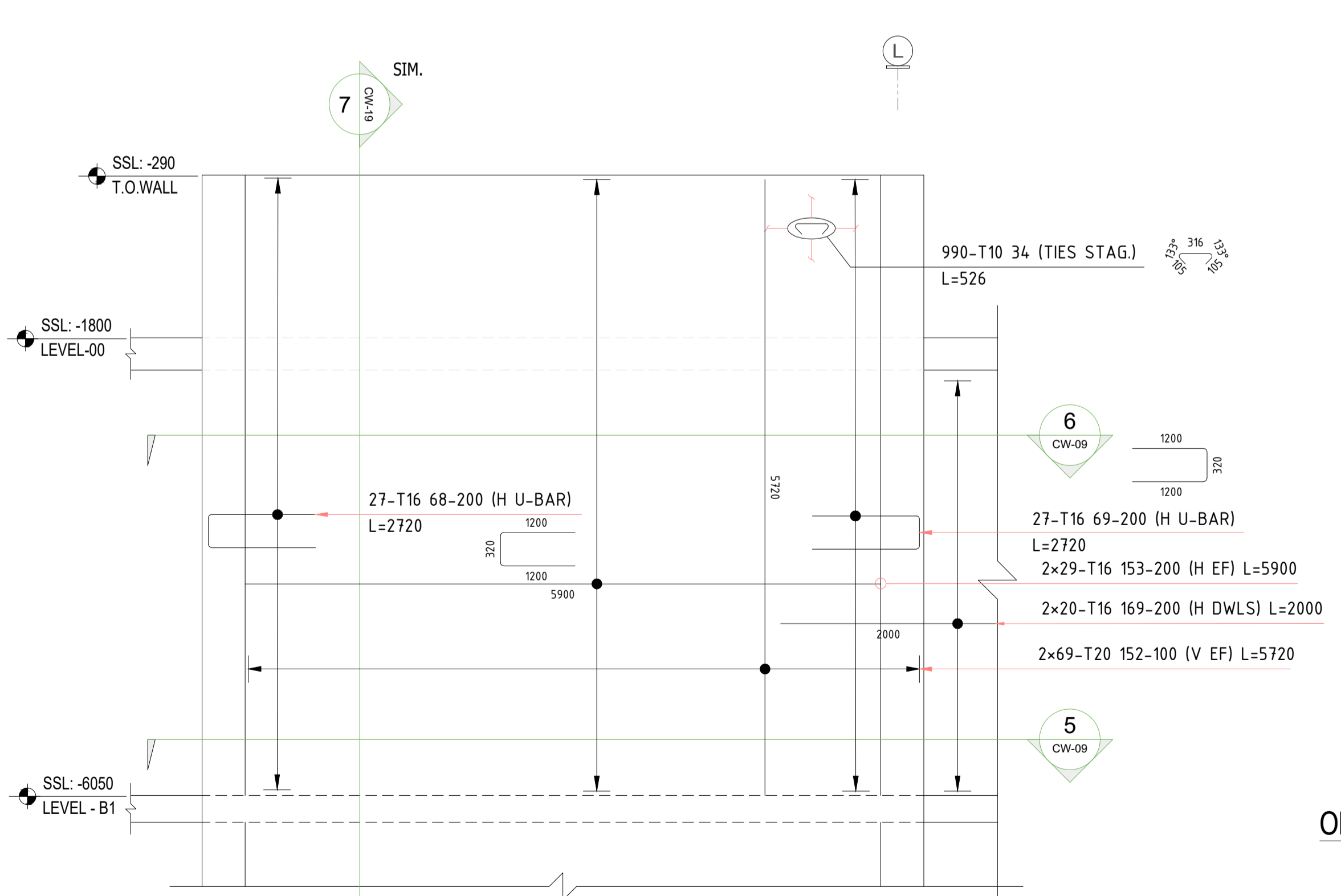
400MM WALL THK  
SECTION-1 (CW105-A)  
SCALE:1:35



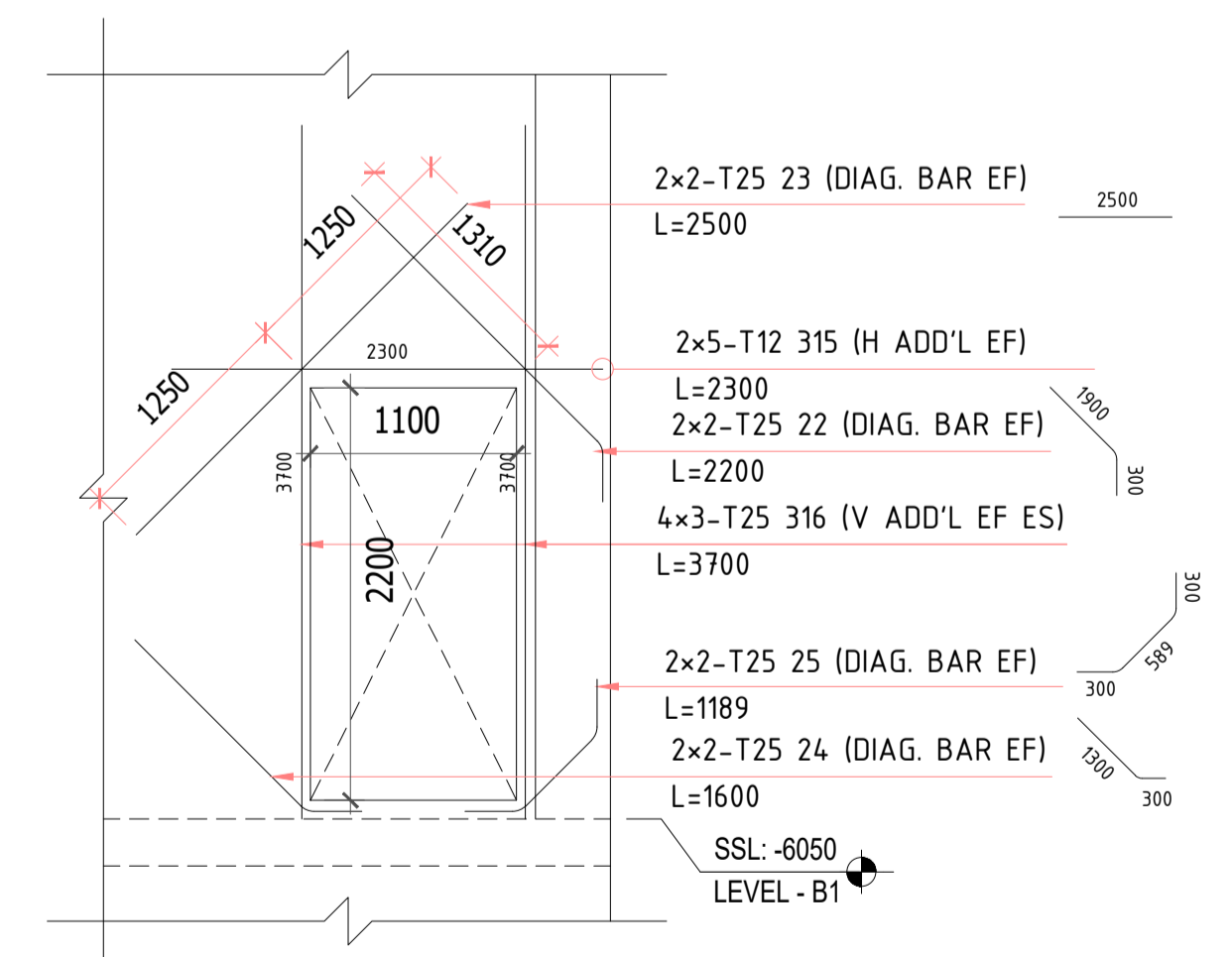
400MM WALL THK  
SECTION-3 (CW105-C)  
SCALE:1:35



400MM WALL THK  
SECTION-2 (CW105-B)  
SCALE:1:35



400MM WALL THK  
SECTION-4 (CW105-D)  
SCALE:1:35



SECTION-3 (CW205-C)  
OPENING ADD'L REINFORCEMENT DETAILS  
SCALE:1:35

**KEY PLAN**

**NOTES**

- ALL DIMENSIONS ARE IN MM (UNO)
- ALL LEVELS ARE IN METERS
- NO DIMENSIONS TO BE SCALED OFF THE DRAWING.
- ONLY WRITTEN DIMENSIONS SHALL BE FOLLOWED
- ALL DIMENSIONS AND LEVELS SHALL BE CHECKED AND VERIFIED.
- YIELD STRENGTH OF STEEL TO BE USED 460N/MM
- CONCRETE GRADE = C30
- LAPPING SHOULD BE DONE IN STAGGERED MANNER AND AS PER LAP TABLE
- CONCRETE COVER WALL FACE - 40MM
- ALL MEP OPENINGS TO BE COORDINATED AS PER MEP SHOP DRAWINGS
- ARCHITECTURAL DMD +8.06 LVL.

**LEGENDS:-**

- ES = Each Side
- EF = Each Face
- H = Horizontal bar
- V = Vertical bar
- T = Top bar
- B = Bottom bar
- F = Face bar
- NF = Near Face
- FF = Far Face
- ADD = Additional
- DIAG = Diagonal
- STG = Staggered

Rev	Date	Issued for Approval	Description	EM
00	01/25/2026			Approved

**STATUS :**

**SHOP DRAWINGS**

**PROJECT :**  
MAG CITY - PHASE 2 DEVELOPMENT

**DEVELOPER :**  
MAG

**CLIENT :**  
MAG PARK

**CONSULTANT :**  
Dewan Architects + Engineers

**MEP CONSULTANT :**  
IIDA Architects & Associates

**INTERIOR DESIGNER :**  
Intercon

**FLS CONSULTANT :**  
INFINITY

**LANDSCAPE CONSULTANT :**

**FACADE CONSULTANT :**  
AESG

**ACOUSTIC CONSULTANT :**  
INFOSIGHT

**TRAFFIC CONSULTANT :**  
RAC

**KITCHEN & WASTE MANAGEMENT CONSULTANT :**  
MCTS

**SIGNAGE CONSULTANT :**  
BRI-MAXX

**SECURITY CONSULTANT :**  
CONSQUARE CONSULTANCY

**MAIN CONTRACTOR :**  
CITIC MIDDLE EAST CONTRACTING LLC

**SUB - CONTRACTOR :**

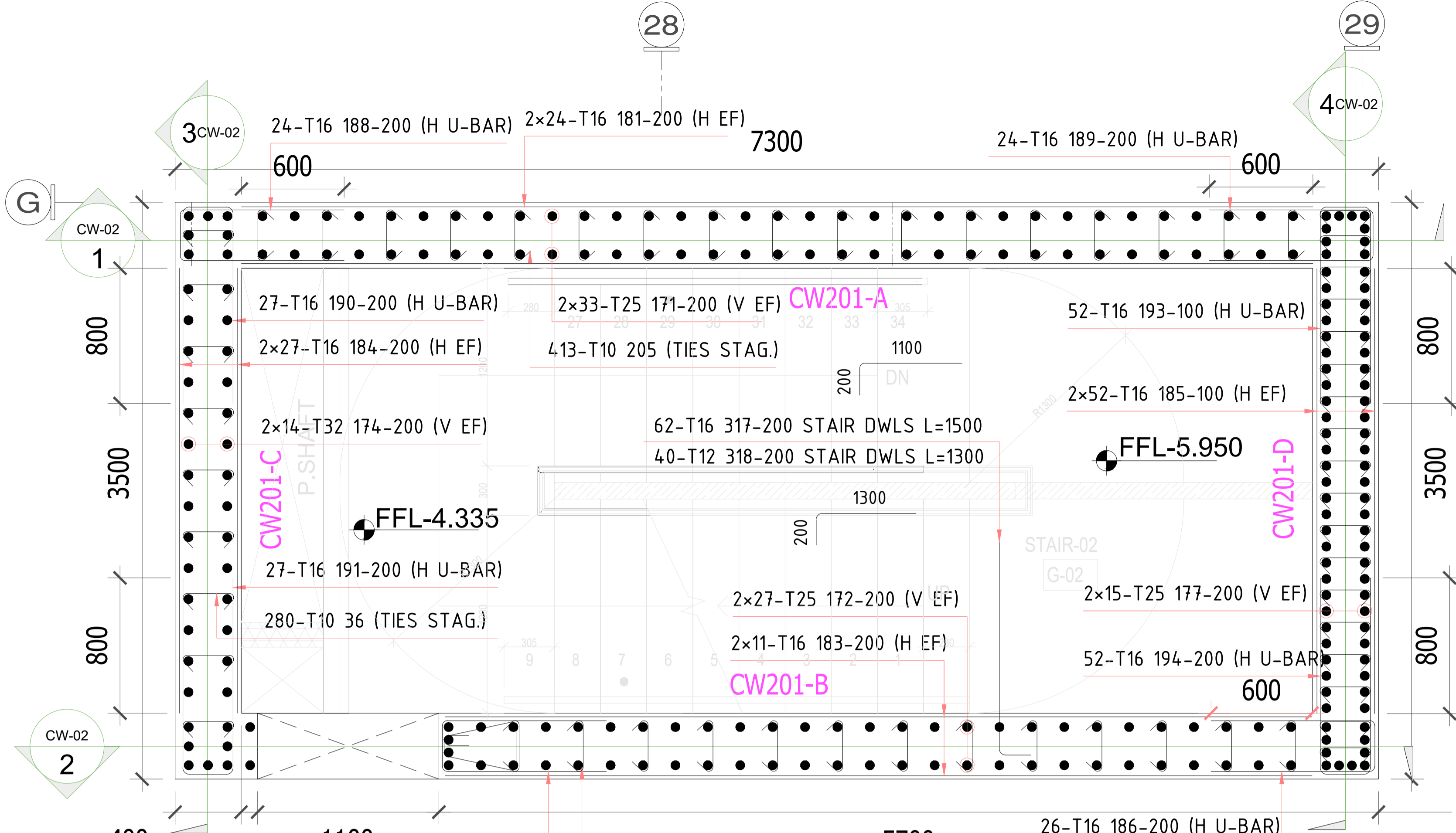
**PLOT NUMBER :** LOCATION: MEYDAN, DUBAI, U.A.E.

**DRAWING TITLE :**  
MU-01\_LEVEL B2 TO GROUND LEVEL 00  
CW-105 REINFORCEMENT DETAILS  
SHEET-10

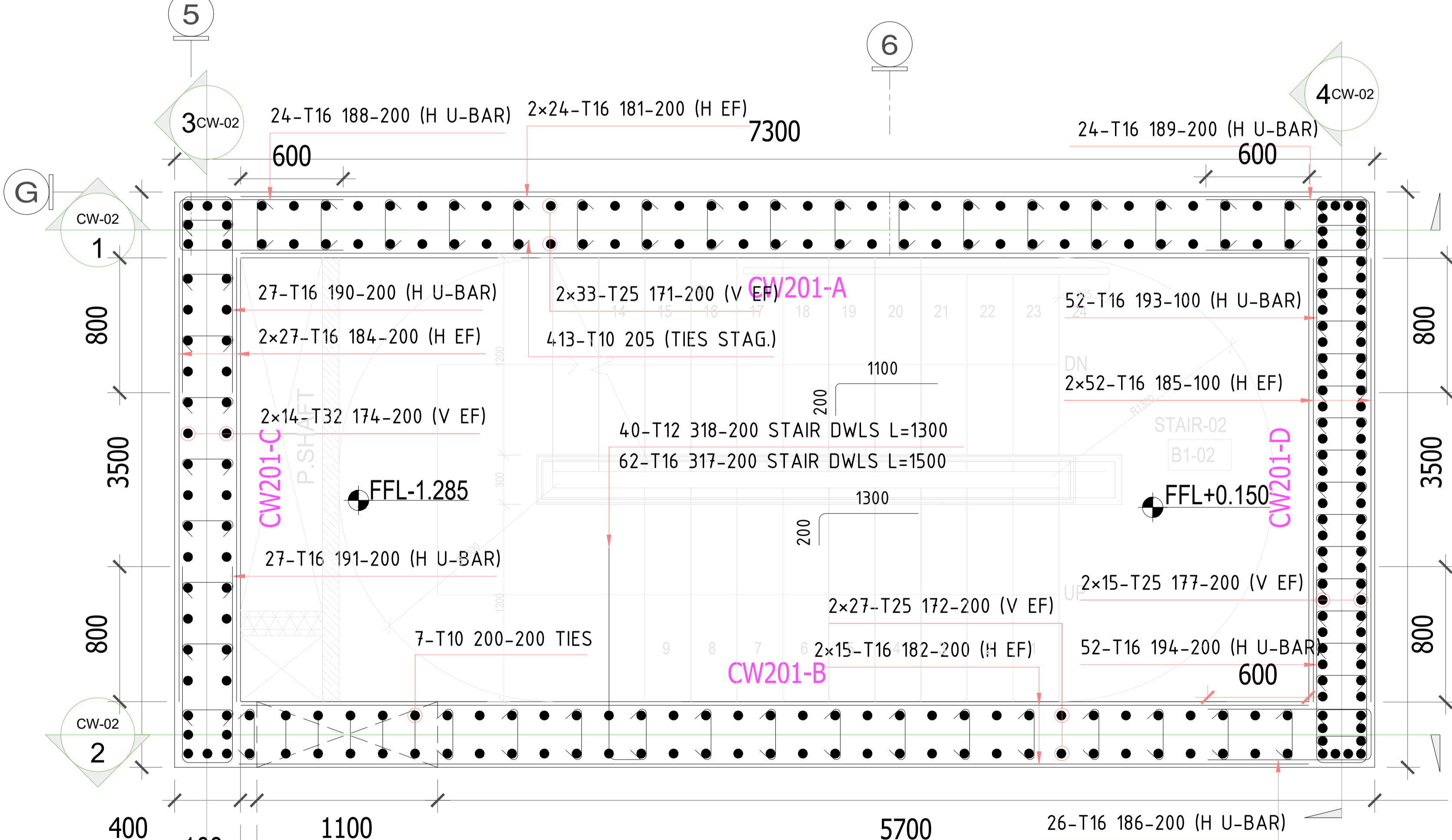
DRAWN BY	CHECKED BY	APPROVED BY	DATE
CS			01/25/2026

JOB NO.	SHEET SIZE	SCALE	REV. NO.
	A1	1:35	00

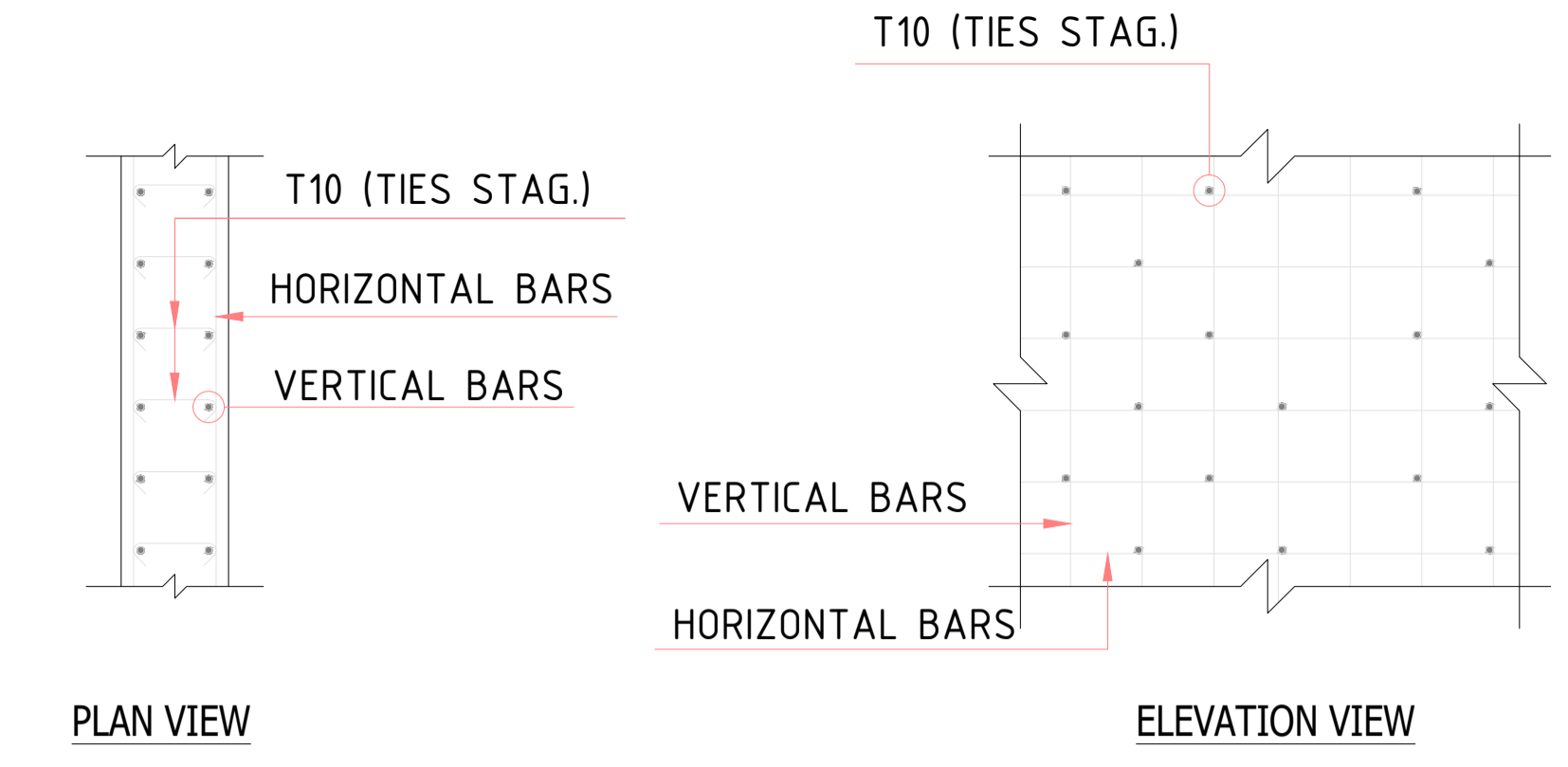
**DRAWING NO. :**  
D2323-CIT-ST-PLN-MU-01-CW-010-R00



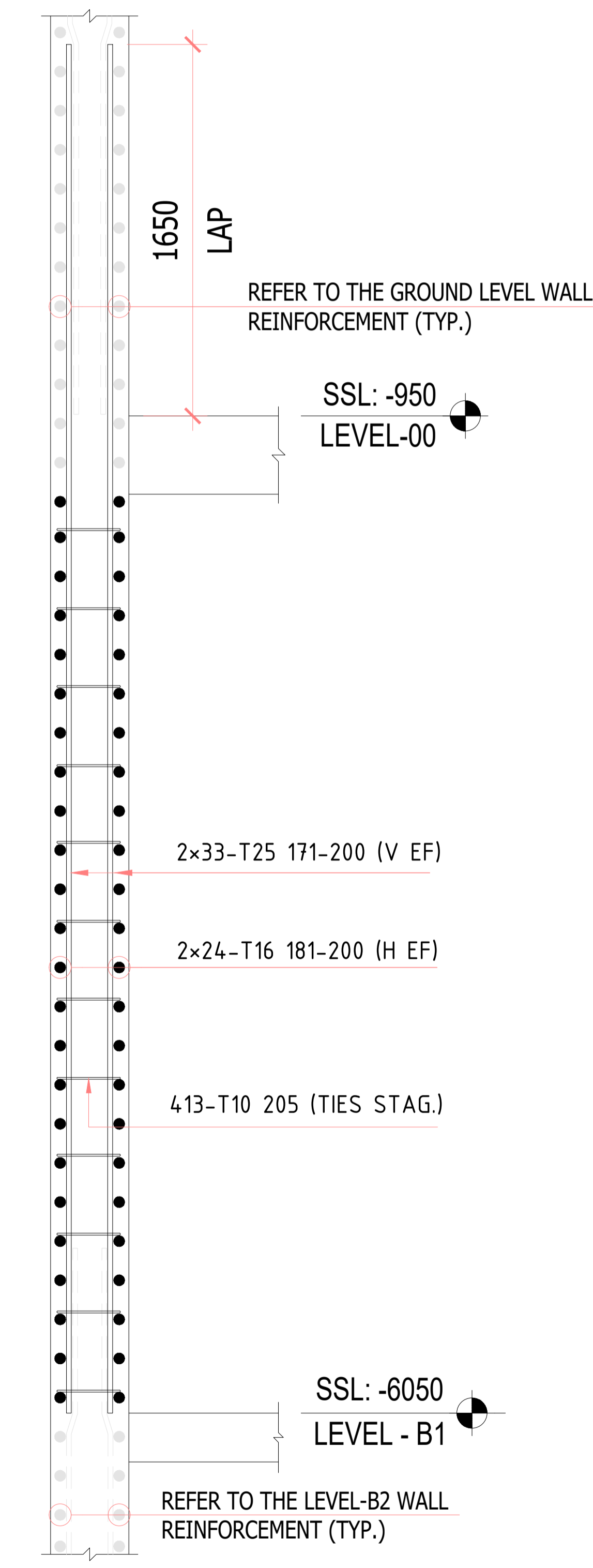
**SECTION-5 (CW201-A TO D)**  
SCALE:1:20



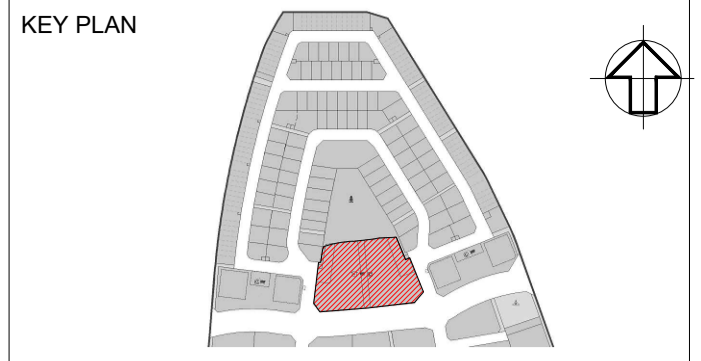
**SECTION-6 (CW201-A TO D)**  
SCALE:1:20



**WALL TIES ARRANGEMENT**



**SECTION-7**  
SCALE:1:20



- NOTES**
1. ALL DIMENSIONS ARE IN MM (UNO)
  2. ALL LEVELS ARE IN METERS
  3. NO DIMENSIONS TO BE SCALED OFF THE DRAWING.
  4. ONLY WRITTEN DIMENSIONS SHALL BE FOLLOWED
  5. ALL DIMENSIONS AND LEVELS SHALL BE CHECKED AND VERIFIED.
  6. YIELD STRENGTH OF STEEL TO BE USED 460N/MM
  7. CONCRETE GRADE = C60
  8. LAPPING SHOULD BE DONE IN STAGGERED MANNER AND AS PER LAP TABLE
  9. CONCRETE COVER WALL FACE = 40MM
  10. ALL MEP OPENINGS TO BE COORDINATED AS PER MEP SHOP DRAWINGS
  11. ARCHITECTURAL DMD = +8.06 LVL.
- LEGENDS:-**
- ES = Each Side
  - EF = Each Face
  - H = Horizontal bar
  - V = Vertical bar
  - T = Top bar
  - B = Bottom bar
  - F = Face bar
  - NF = Near Face
  - FF = Far Face
  - ADD = Additional
  - DIAG = Diagonal
  - STG = Staggered

NO.	DATE	ISSUED FOR APPROVAL	DESCRIPTION	EM
00	01/25/2026			

REVISION	DATE	ISSUED FOR APPROVAL	DESCRIPTION	EM
A		Approved		
B		Approved with Comments		
C		Revised and Resubmit		
D		Rejected		

STATUS : **SHOP DRAWINGS**

PROJECT : **MAG CITY - PHASE 2 DEVELOPMENT**

DEVELOPER : **MAG**

CLIENT : **MAG PARK**

CONSULTANT : **Dewan Architects + Engineers**

MEP CONSULTANT : **IDA (Ibn Chaham & Associates)**

INTERIOR DESIGNER : **Intercon**

FLS CONSULTANT : **INFINITY MEP+S CONSULTANTS**

LANDSCAPE CONSULTANT

FACADE CONSULTANT : **AESG**

ACOUSTIC CONSULTANT : **INFOSIGHT IT, AV, SECURITY, ACOUSTICS CONSULTANCY**

TRAFFIC CONSULTANT : **RAC**

KITCHEN & WASTE MANAGEMENT CONSULTANT : **MCTS**

SIGNAGE CONSULTANT : **BRI MAXX**

SECURITY CONSULTANT : **CONSQUARE CONSULTANCY**

MAIN CONTRACTOR : **中信建设 (阿联酋) 有限责任公司 CITIC MIDDLE EAST CONTRACTING LLC**

SUB- CONTRACTOR

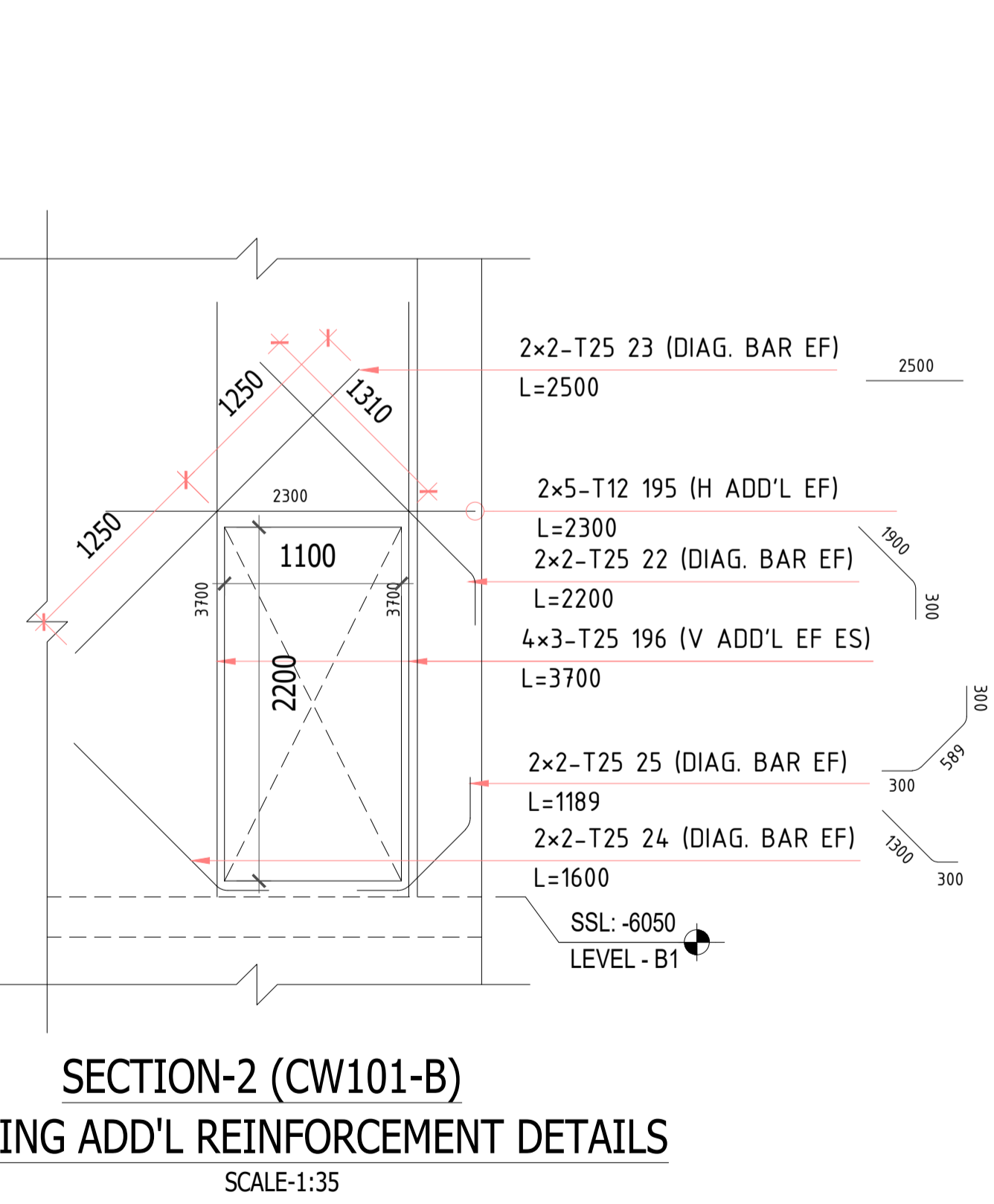
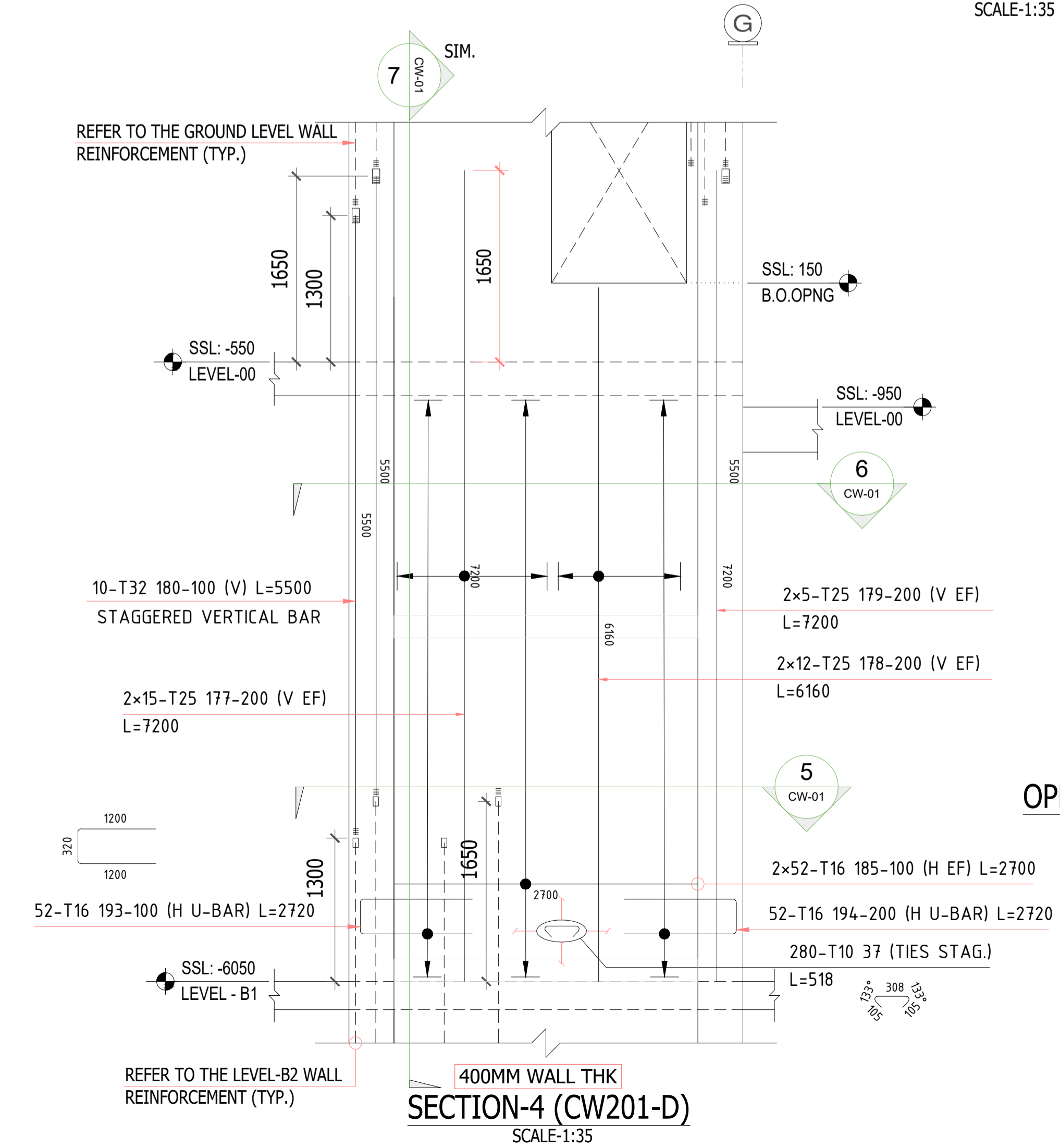
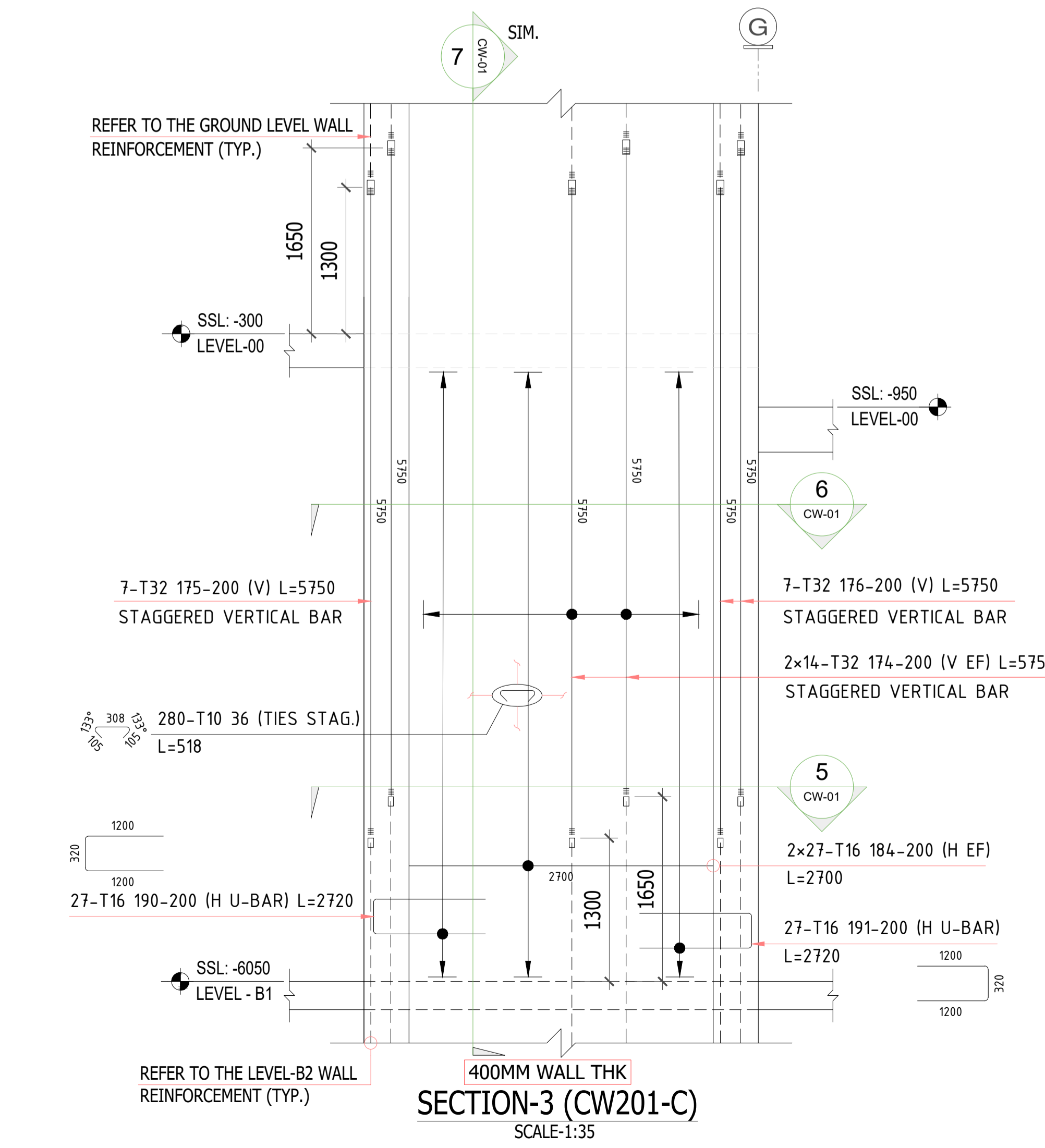
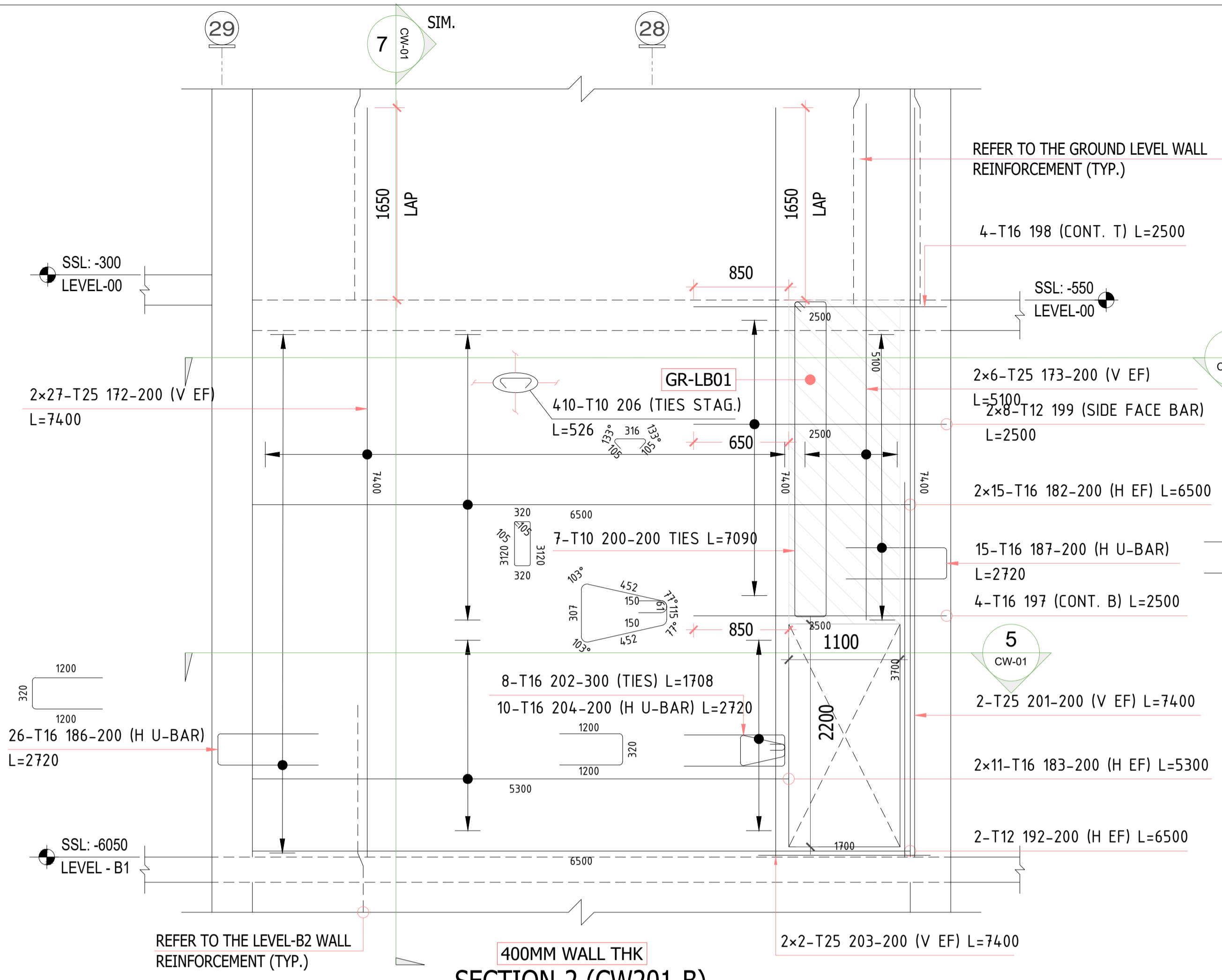
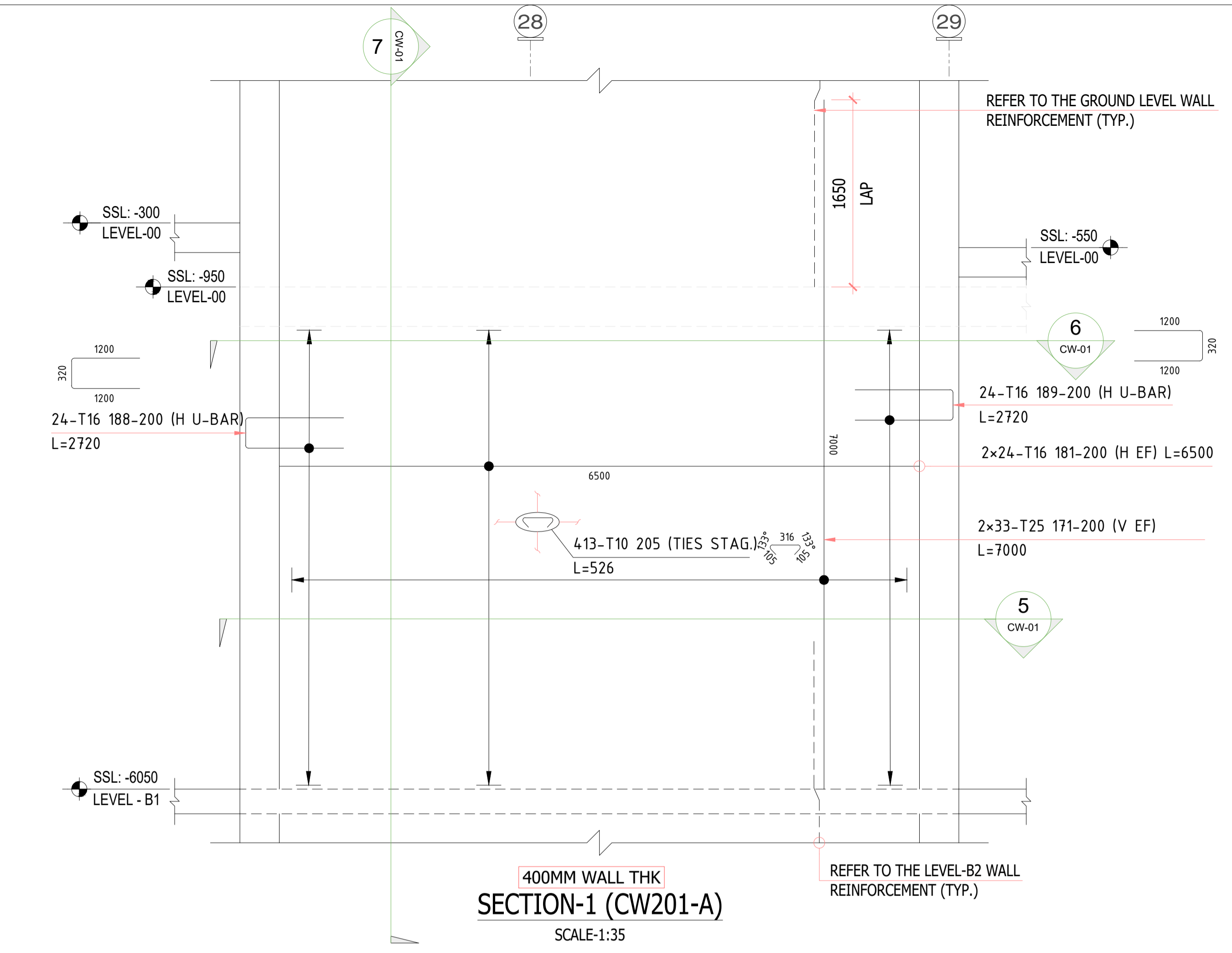
PLOT NUMBER : LOCATION MEYDAN, DUBAI, U.A.E.

DRAWING TITLE : **MU-01\_LEVEL B2 TO GROUND LEVEL 00 CW-201 REINFORCEMENT DETAILS SHEET-11**

DRAWN BY	CHECKED BY	APPROVED BY	DATE
CS			01/25/2026

JOB NO. SHEET SIZE SCALE REV. NO. A1 1:20 00

DRAWING NO. **D2323-CIT-ST-PLN-MU-01-CW-011-R00**



**KEY PLAN**

**NOTES**

- ALL DIMENSIONS ARE IN MM (UNO)
- ALL LEVELS ARE IN METERS
- NO DIMENSIONS TO BE SCALED OFF THE DRAWING.
- ONLY WRITTEN DIMENSIONS SHALL BE FOLLOWED
- ALL DIMENSIONS AND LEVELS SHALL BE CHECKED AND VERIFIED.
- YIELD STRENGTH OF STEEL TO BE USED 460N/MM
- CONCRETE GRADE = C30
- LAPPING SHOULD BE DONE IN STAGGERED MANNER AND AS PER LAP TABLE
- CONCRETE COVER WALL FACE = 40MM
- ALL MEP OPENINGS TO BE COORDINATED AS PER MEP SHOP DRAWINGS
- ARCHITECTURAL DMD +8.06 LVL.

**LEGENDS:-**

- ES = Each Side
- EF = Each Face
- H = Horizontal bar
- V = Vertical bar
- T = Top bar
- B = Bottom bar
- F = Face bar
- NF = Near Face
- FF = Far Face
- ADD = Additional
- DIAG = Diagonal
- STG = Staggered

Revision	Date	Issued for Approval	Description	EM
00	01/25/2026			Approved

**STATUS:**

**SHOP DRAWINGS**

**PROJECT:** MAG CITY - PHASE 2 DEVELOPMENT

**DEVELOPER:** MAG

**CLIENT:** MAG PARK

**CONSULTANT:** Dewan Architects + Engineers

**MEP CONSULTANT:** IIDA (IAN CHAHAM & ASSOCIATES)

**INTERIOR DESIGNER:** Intercon

**FLS CONSULTANT:** INFINITY

**LANDSCAPE CONSULTANT:** AESG

**FACADE CONSULTANT:** AESG

**ACOUSTIC CONSULTANT:** INFOSIGHT

**TRAFFIC CONSULTANT:** RAC

**KITCHEN & WASTE MANAGEMENT CONSULTANT:** MCTS

**SIGNAGE CONSULTANT:** BRIMAXX

**SECURITY CONSULTANT:** CONSQUARE CONSULTANCY

**MAIN CONTRACTOR:** CITIC MIDDLE EAST CONTRACTING LLC

**SUB- CONTRACTOR:**

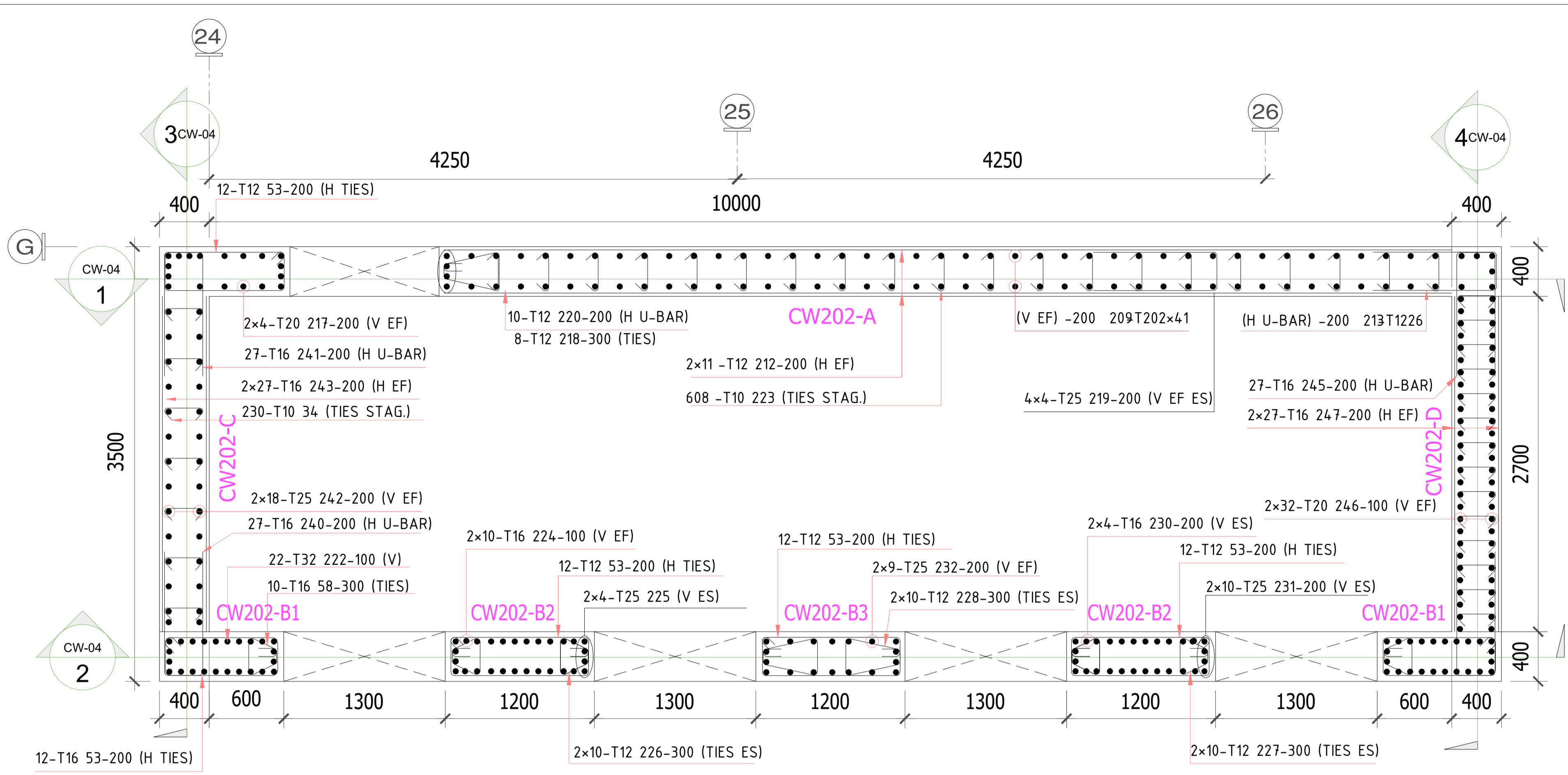
**PLOT NUMBER:** LOCATION: MEYDAN, DUBAI, U.A.E.

**DRAWING TITLE:** MU-01\_LEVEL B2 TO GROUND LEVEL 00 CW-201 REINFORCEMENT DETAILS SHEET-12

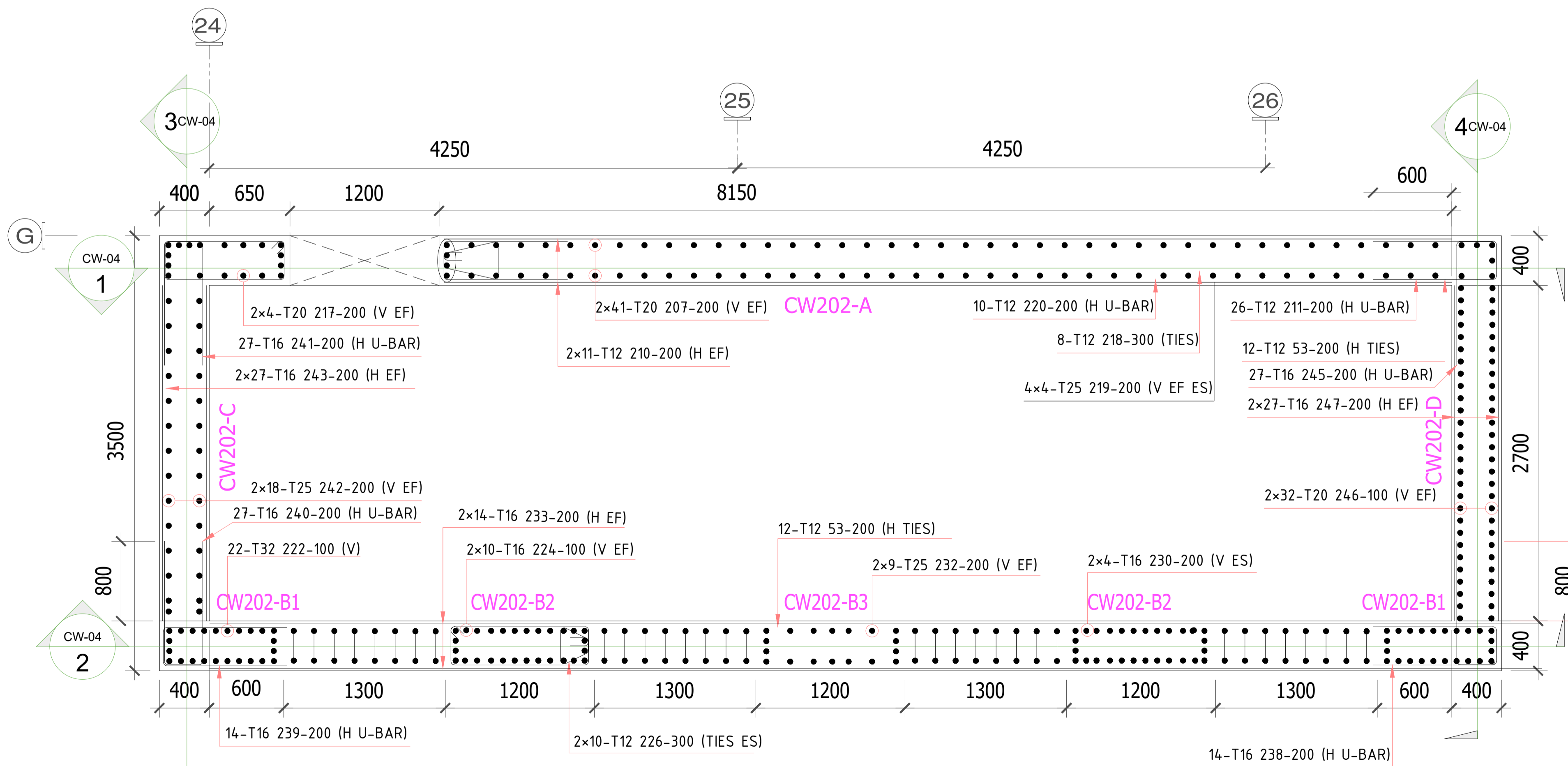
DRAWN BY	CHECKED BY	APPROVED BY	DATE
CS			01/25/2026

JOB NO.	SHEET SIZE	SCALE	REV. NO.
	A1	1:35	00

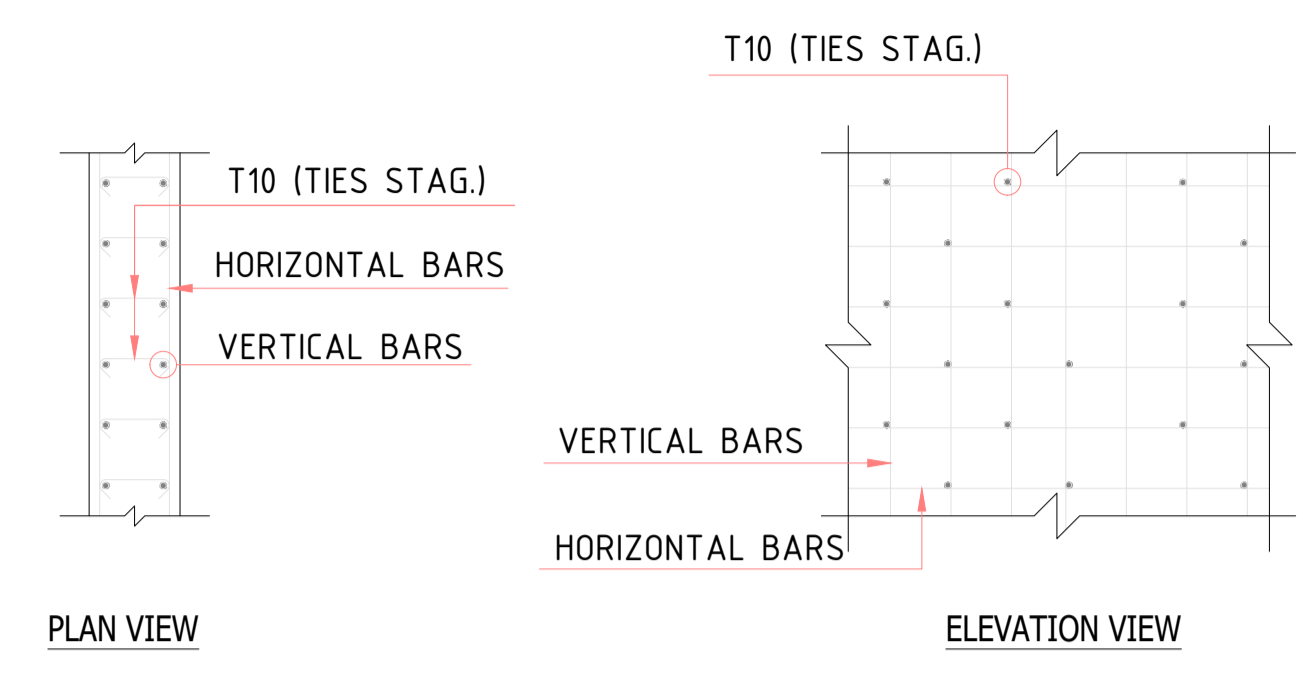
**DRAWING NO. D2323-CIT-ST-PLN-MU-01-CW-12-R00**



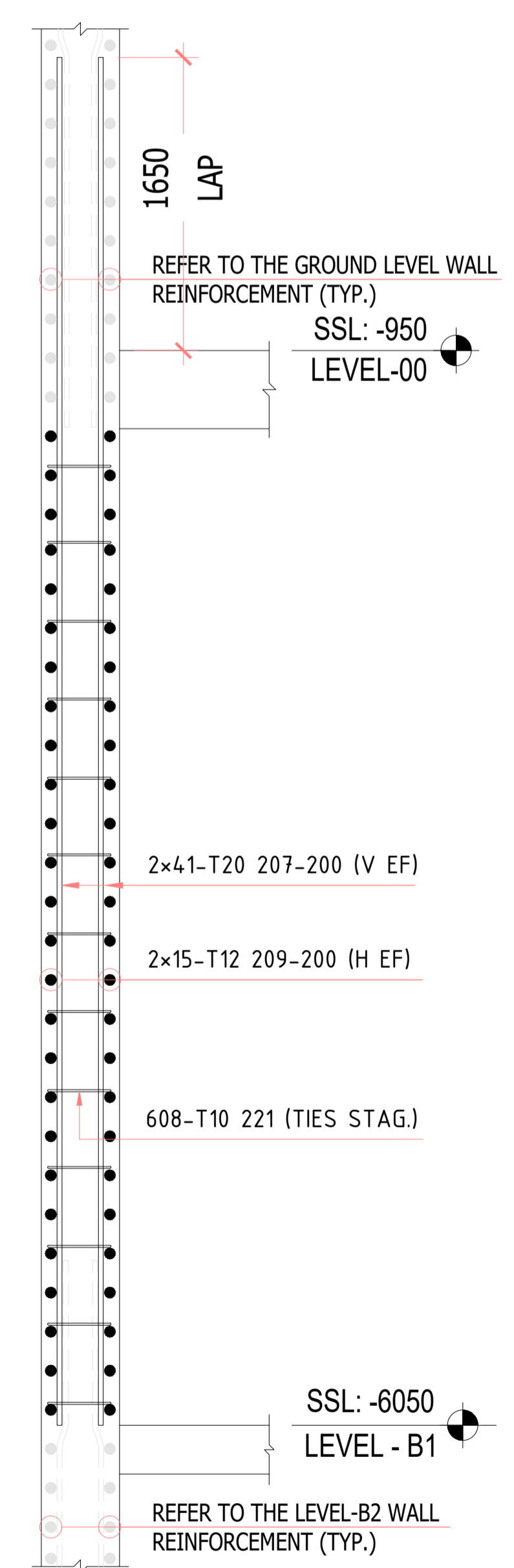
SECTION-5 (CW202-A TO D)  
SCALE:1:25



SECTION-6 (CW202-A TO D)  
SCALE:1:25



WALL TIES ARRANGEMENT



SECTION-7  
SCALE:1:20

**KEY PLAN**

**NOTES**

- ALL DIMENSIONS ARE IN MM (UNO)
- ALL LEVELS ARE IN METERS
- NO DIMENSIONS TO BE SCALED OFF THE DRAWING.
- ONLY WRITTEN DIMENSIONS SHALL BE FOLLOWED
- ALL DIMENSIONS AND LEVELS SHALL BE CHECKED AND VERIFIED.
- YIELD STRENGTH OF STEEL TO BE USED 460N/MM
- CONCRETE GRADE = C30
- LAPPING SHOULD BE DONE IN STAGGERED MANNER AND AS PER LAP TABLE.
- CONCRETE COVER WALL FACE - 40MM
- ALL MEP OPENINGS TO BE COORDINATED AS PER MEP SHOP DRAWINGS
- ARCHITECTURAL DMD +8.06 LVL.

**LEGENDS:-**

ES = Each Side  
EF = Each Face  
H = Horizontal bar  
V = Vertical bar  
T = Top bar  
B = Bottom bar  
F = Face bar  
NF = Near Face  
FF = Far Face  
ADD = Additional  
DAG = Diagonal  
STG = Staggered

Revision	Date	Issued for Approval	Description	EM
00	01/25/2026	Approved	Approved with Comments	Rejected

**STATUS :**

**SHOP DRAWINGS**

**PROJECT :**  
MAG CITY - PHASE 2 DEVELOPMENT

**DEVELOPER :**  
MAG

**CLIENT :**  
MAG PARK

**CONSULTANT :**  
Dewan Architects + Engineers  
P.O. BOX 60990, Dubai, UAE  
TEL: +971 4 2462010  
FAX: +971 4 7707988  
www.dewan-architects.com

**MEP CONSULTANT :**  
IIDA (IAN CHAHAM & ASSOCIATES)  
P.O. BOX 12714, Dubai, UAE  
TEL: +971 4 270 5272  
FAX: +971 4 270 5272  
www.iida.ae

**INTERIOR DESIGNER :**  
Intercon®

**FLS CONSULTANT :**  
INFINITY MEP+S CONSULTANTS

**LANDSCAPE CONSULTANT :**

**FACADE CONSULTANT :**  
AESG

**ACOUSTIC CONSULTANT :**  
INFOSIGHT IT, AV, SECURITY, ACOUSTICS CONSULTANCY

**TRAFFIC CONSULTANT :**  
RAC

**KITCHEN & WASTE MANAGEMENT CONSULTANT :**  
MCTS

**SIGNAGE CONSULTANT :**  
BRI MAXX

**SECURITY CONSULTANT :**  
CON SQUARE CONSULTANCY

**MAIN CONTRACTOR :**  
中信建设 (阿联酋) 有限责任公司  
CITIC MIDDLE EAST CONTRACTING LLC

**SUB - CONTRACTOR :**

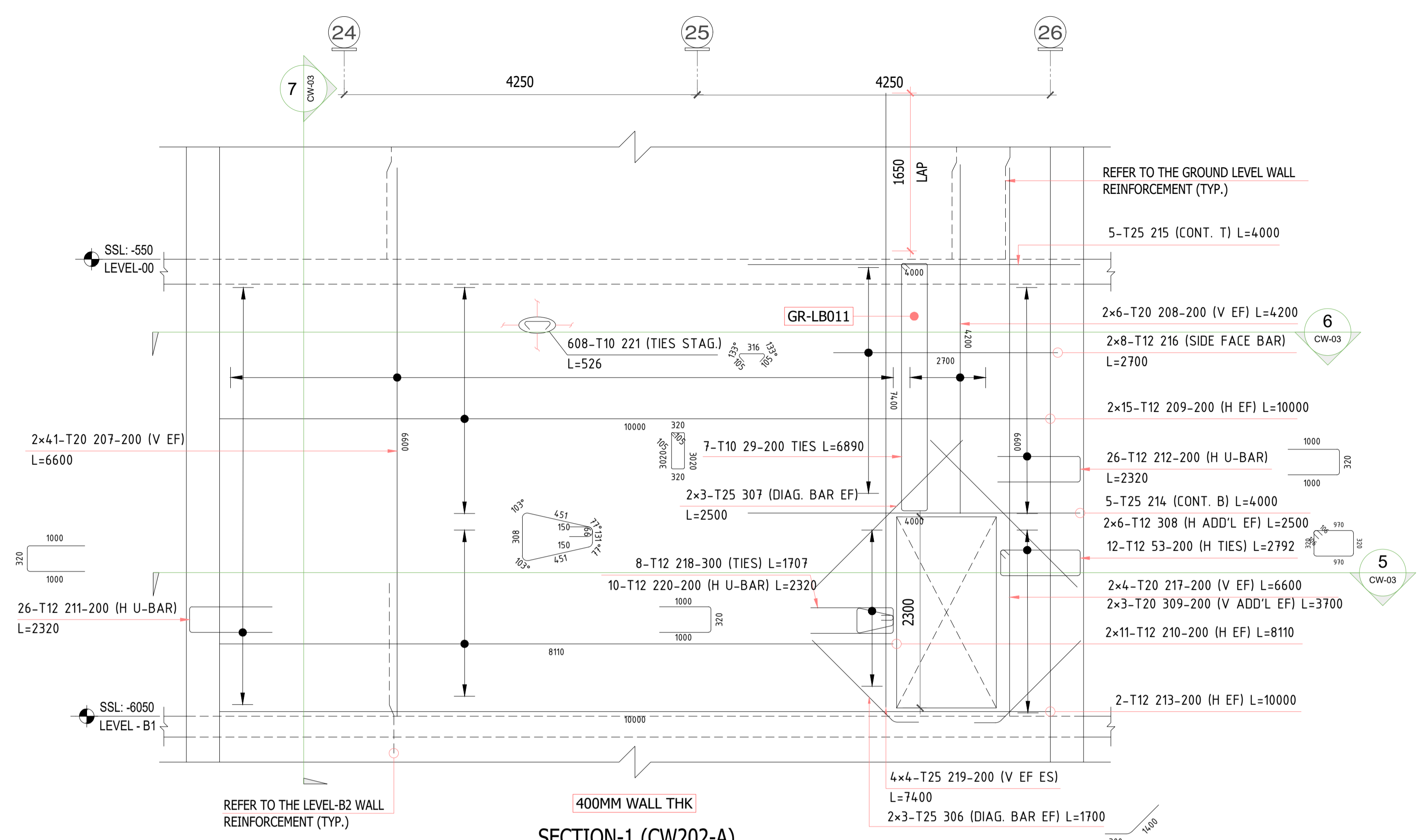
**PLOT NUMBER :** LOCATION MEYDAN, DUBAI, U.A.E.

**DRAWING TITLE :**  
MU-01\_LEVEL B2 TO GROUND LEVEL 00  
CW-202 REINFORCEMENT DETAILS  
SHEET-13

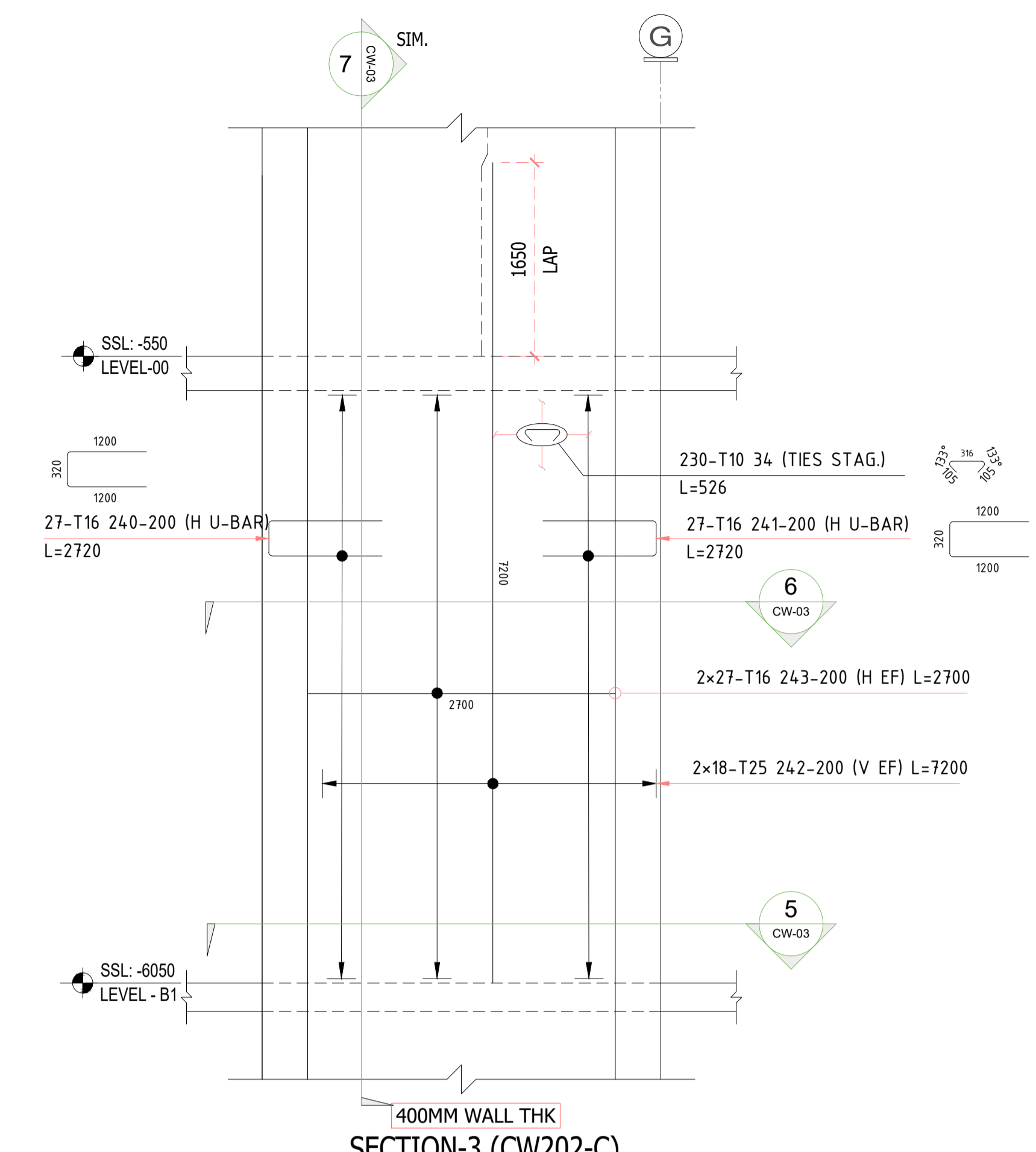
DRAWN BY	CHECKED BY	APPROVED BY	DATE
CS			01/25/2026

JOB NO.	SHEET SIZE	SCALE	REV. NO.
	A1	1:25	00

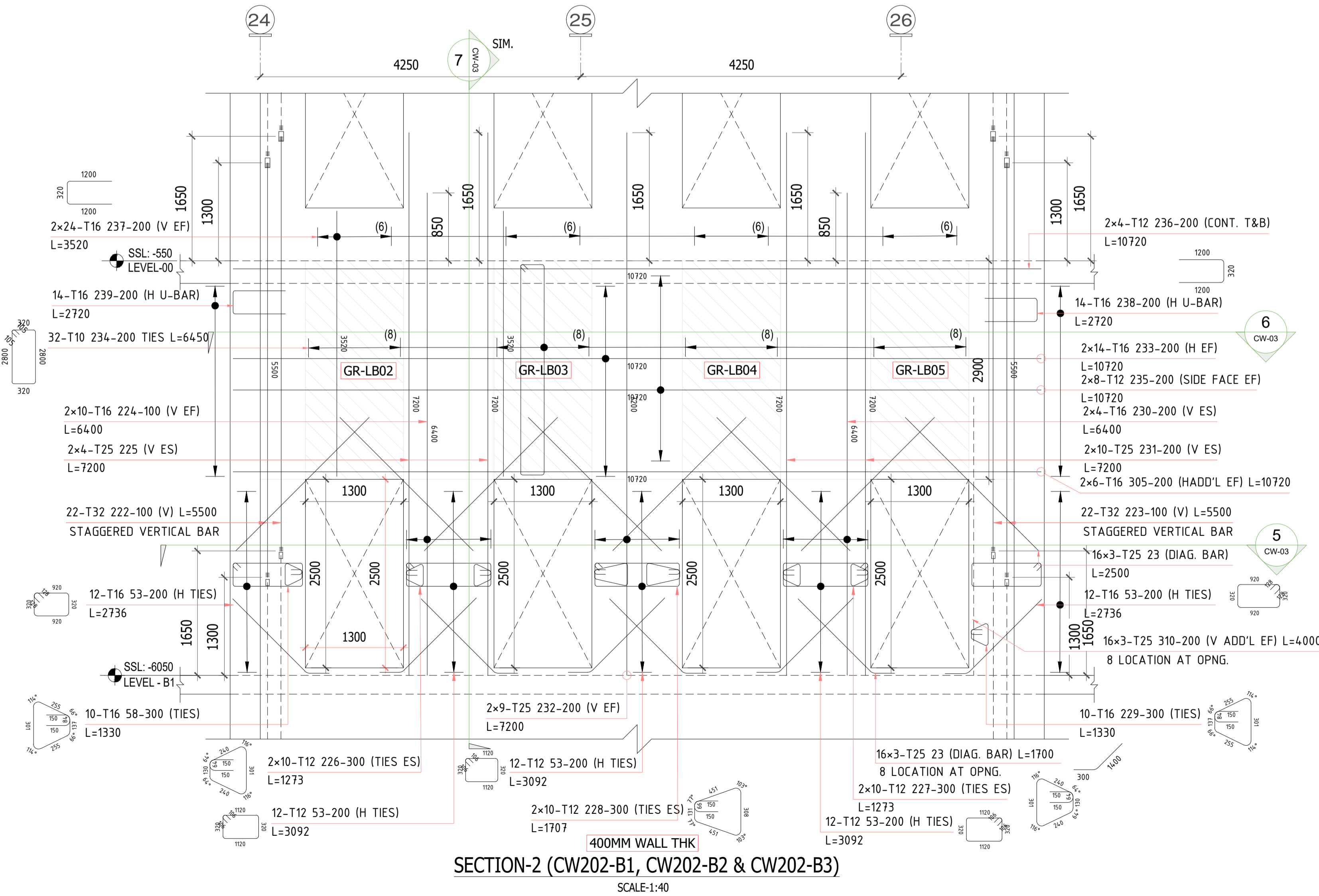
**DRAWING NO. :**  
D2323-CIT-ST-PLN-MU-01-CW-013-R00



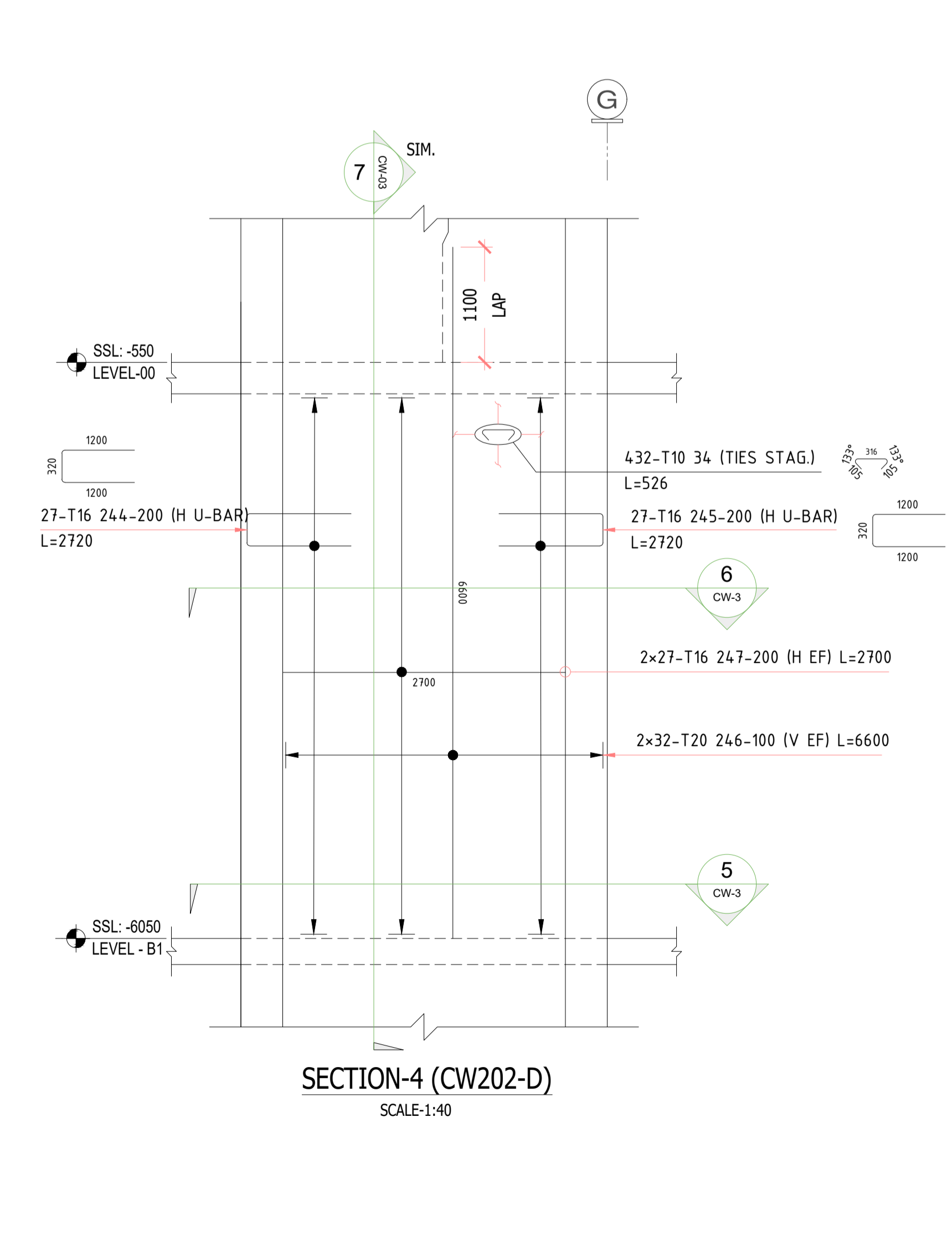
SECTION-1 (CW202-A)  
SCALE:1:40



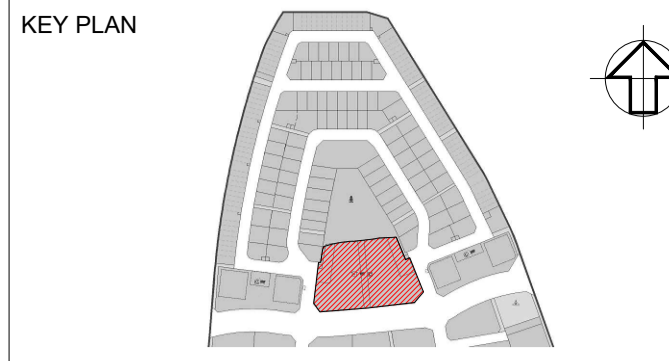
SECTION-3 (CW202-C)  
SCALE:1:40



SECTION-2 (CW202-B1, CW202-B2 & CW202-B3)  
SCALE:1:40



SECTION-4 (CW202-D)  
SCALE:1:40



- NOTES**
1. ALL DIMENSIONS ARE IN MM (UNO)
  2. ALL LEVELS ARE IN METERS
  3. NO DIMENSIONS TO BE SCALED OFF THE DRAWING.
  4. ONLY WRITTEN DIMENSIONS SHALL BE FOLLOWED
  5. ALL DIMENSIONS AND LEVELS SHALL BE CHECKED AND VERIFIED.
  6. YIELD STRENGTH OF STEEL TO BE USED 460N/MM
  7. CONCRETE GRADE = C30
  8. LAPPING SHOULD BE DONE IN STAGGERED MANNER AND AS PER LAP TABLE.
  9. CONCRETE COVER WALL FACE = 40MM
  10. ALL MEP OPENINGS TO BE COORDINATED AS PER MEP SHOP DRAWINGS
  11. ARCHITECTURAL DMD = 8.00 LVL.
- LEGENDS:-**
- ES = Each Side
  - EF = Each Face
  - H = Horizontal bar
  - V = Vertical bar
  - T = Top bar
  - B = Bottom bar
  - F = Face bar
  - NF = Near Face
  - FF = Far Face
  - ADD = Additional
  - DIAG = Diagonal
  - STG = Staggered

Rev.	Date	Issued for Approval	Description	EM
00	01/25/2026	Approved	Approved with Comments	Approved

STATUS : **SHOP DRAWINGS**

PROJECT : **MAG CITY - PHASE 2 DEVELOPMENT**

DEVELOPER : **MAG**

CLIENT : **MAG PARK**

CONSULTANT : **Dewan Architects + Engineers**

MEP CONSULTANT : **IDA (Ibrahim & Associates)**

INTERIOR DESIGNER : **Intercon**

FLS CONSULTANT : **INFINITY**

LANDSCAPE CONSULTANT

FACADE CONSULTANT : **AESG**

ACOUSTIC CONSULTANT : **INFOSIGHT**

TRAFFIC CONSULTANT : **RAC**

KITCHEN & WASTE MANAGEMENT CONSULTANT : **MCTS**

SIGNAGE CONSULTANT : **BRI-MAXX**

SECURITY CONSULTANT : **CON SQUARE CONSULTANCY**

MAIN CONTRACTOR : **中信建设 (阿联酋) 有限责任公司 CITIC MIDDLE EAST CONTRACTING LLC**

SUB - CONTRACTOR

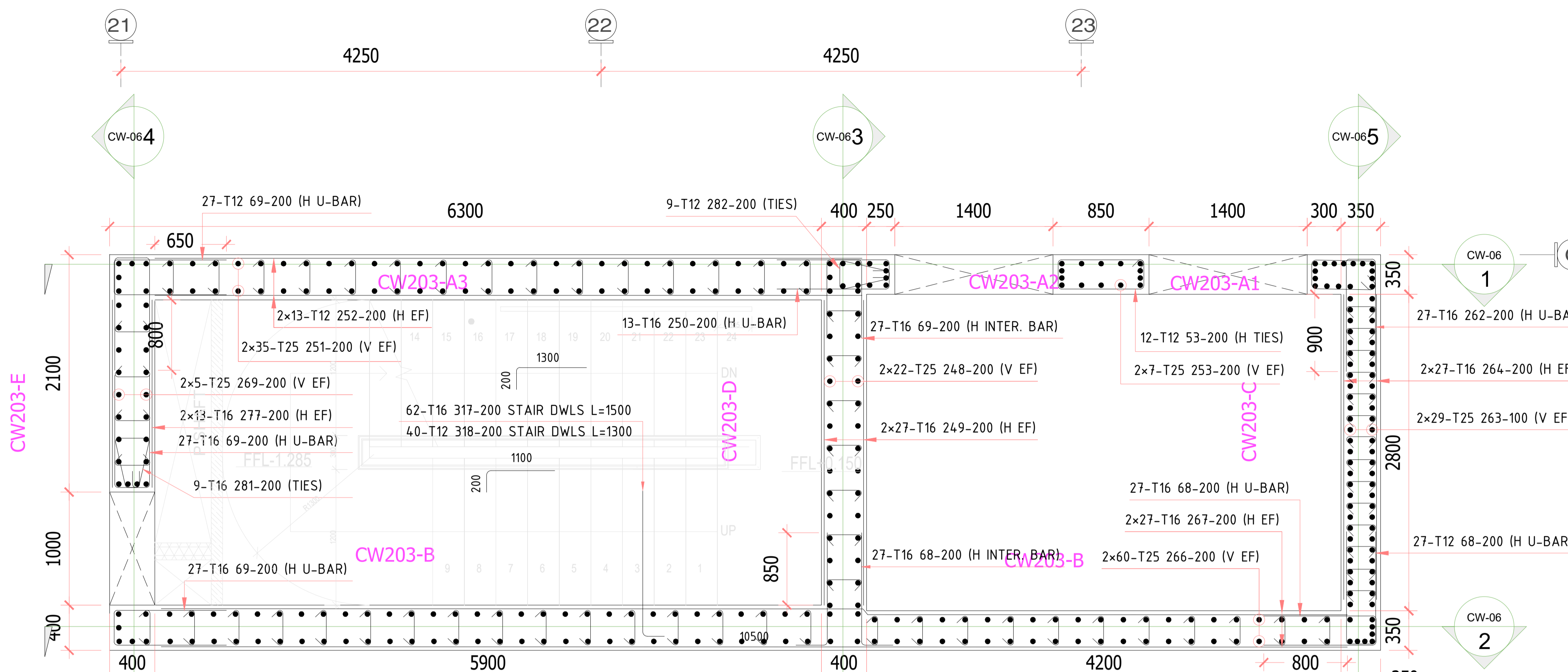
PLOT NUMBER : LOCATION MEYDAN, DUBAI, U.A.E.

DRAWING TITLE : **MU-01\_LEVEL B2 TO GROUND LEVEL 00 CW-203 REINFORCEMENT DETAILS SHEET-14**


DRAWN BY	CHECKED BY	APPROVED BY	DATE
CS			01/25/2026

JOB NO. : SHEET SIZE : SCALE : REV. NO. :  
A1 : 1:40 : 00

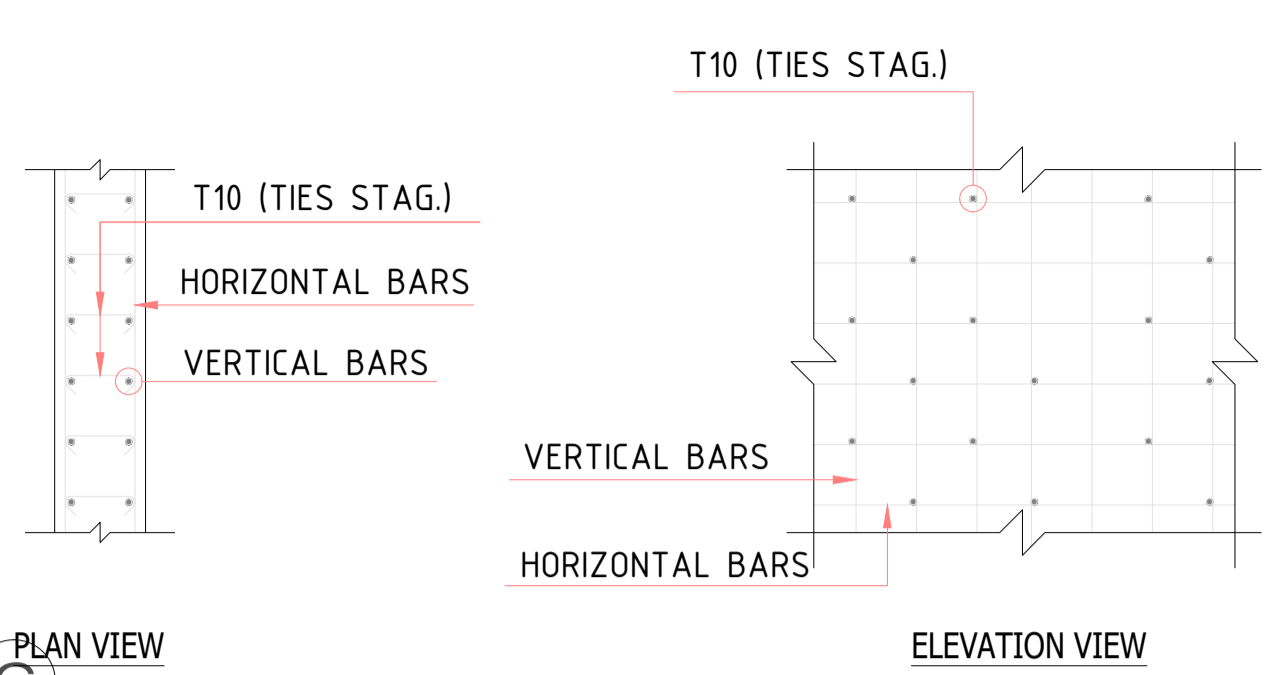
DRAWING NO. : **D2323-CIT-ST-PLN-MU-01-SD-014-R00**



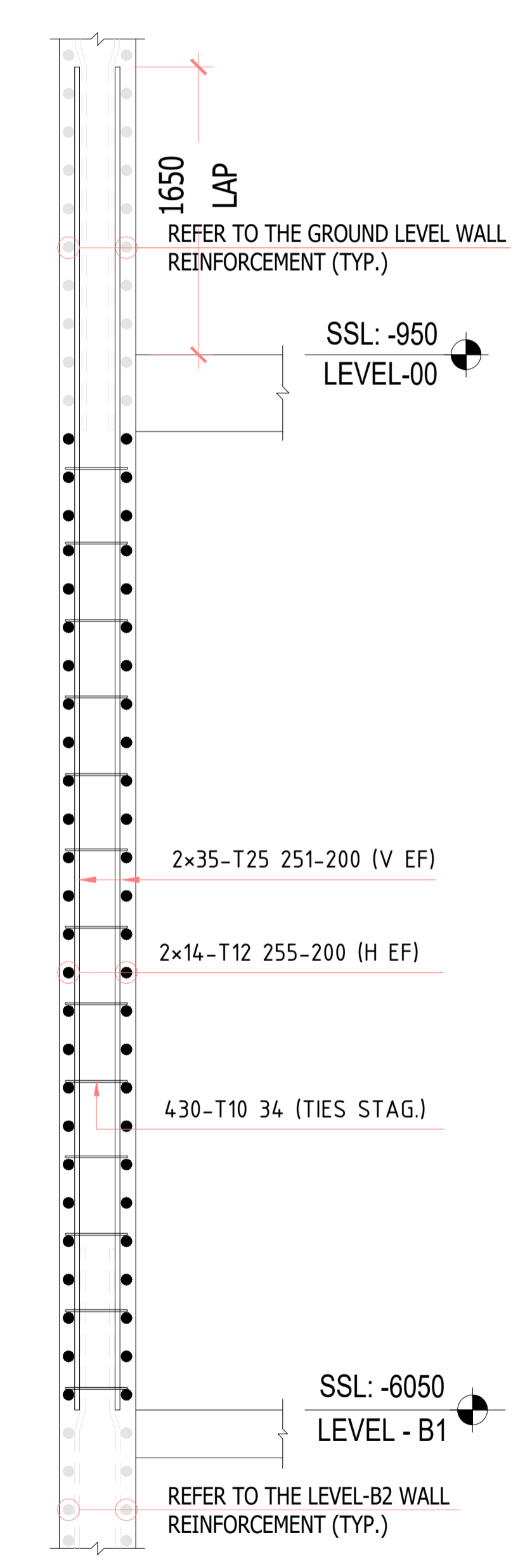
SECTION-6 (CW203-A TO E)  
SCALE:1:30



SECTION-7 (CW203-A TO E)  
SCALE:1:30



WALL TIES ARRANGEMENT



SECTION-8  
SCALE:1:20

**KEY PLAN**

**NOTES**

- ALL DIMENSIONS ARE IN MM (UNO)
- ALL LEVELS ARE IN METERS
- NO DIMENSIONS TO BE SCALED OFF THE DRAWING.
- ONLY WRITTEN DIMENSIONS SHALL BE FOLLOWED
- ALL DIMENSIONS AND LEVELS SHALL BE CHECKED AND VERIFIED.
- YIELD STRENGTH OF STEEL TO BE USED 460N/MM
- CONCRETE GRADE = C30
- LAPPING SHOULD BE DONE IN STAGGERED MANNER AND AS PER LAP TABLE.
- CONCRETE COVER WALL FACE = 40MM
- ALL MEP OPENINGS TO BE COORDINATED AS PER MEP SHOP DRAWINGS
- ARCHITECTURAL DMD +8.06 LVL.

**LEGENDS:-**

- ES = Each Side
- EF = Each Face
- H = Horizontal bar
- V = Vertical bar
- T = Top bar
- B = Bottom bar
- F = Face bar
- NF = Near Face
- FF = Far Face
- ADD = Additional
- DIAG = Diagonal
- STG = Staggered

**COUPLER**

22 T20-01-200-B1 L=10860

Revision	Date	Issued for Approval	Description	EM
00	01/25/2026			

**STATUS:**

A	B	C	D
Approved	Approved with Comments	Revised and Resubmit	Rejected

**PROJECT:** SHOP DRAWINGS

**PROJECT:** MAG CITY - PHASE 2 DEVELOPMENT

**DEVELOPER:** MAG

**CLIENT:** MAG, KETURAH PARK

**CONSULTANT:** Dewan Architects + Engineers

**MEP CONSULTANT:** IBA (IAN CHANHAM & ASSOCIATES)

**INTERIOR DESIGNER:** Intercon

**FLS CONSULTANT:** INFINITY

**LANDSCAPE CONSULTANT:**

**FACADE CONSULTANT:** AESG

**ACOUSTIC CONSULTANT:** INFOSIGHT

**TRAFFIC CONSULTANT:** RAC

**KITCHEN & WASTE MANAGEMENT CONSULTANT:** MCTS

**SIGNAGE CONSULTANT:** BRI MAXX

**SECURITY CONSULTANT:** CONSQUARE CONSULTANCY

**MAIN CONTRACTOR:** CITIC MIDDLE EAST CONTRACTING LLC

**SUB - CONTRACTOR:**

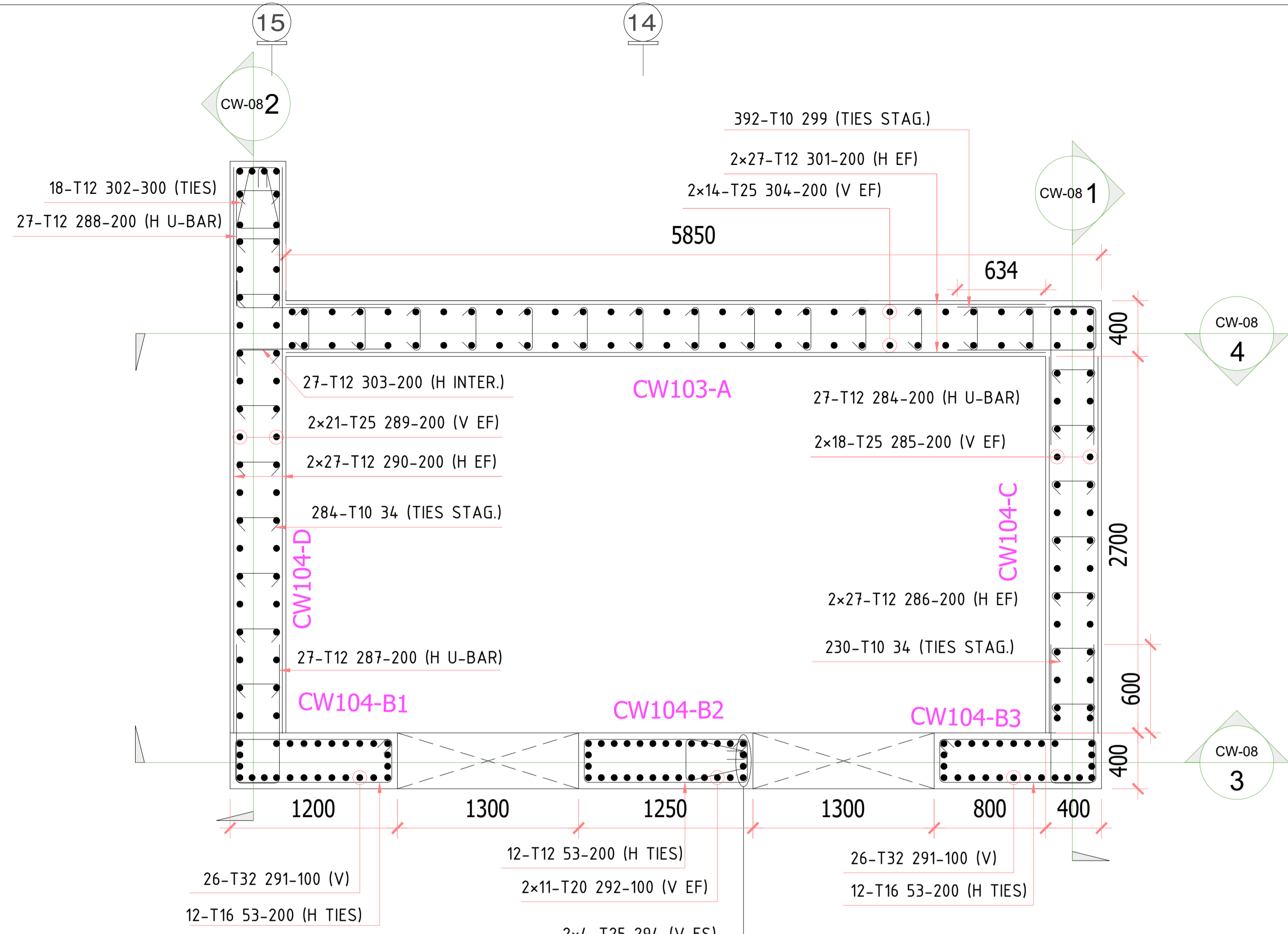
**PLOT NUMBER:** LOCATION MEYDAN, DUBAI, U.A.E.

**DRAWING TITLE:** MU-01\_LEVEL B2 TO GROUND LEVEL 00 CW-204 REINFORCEMENT DETAILS SHEET-16

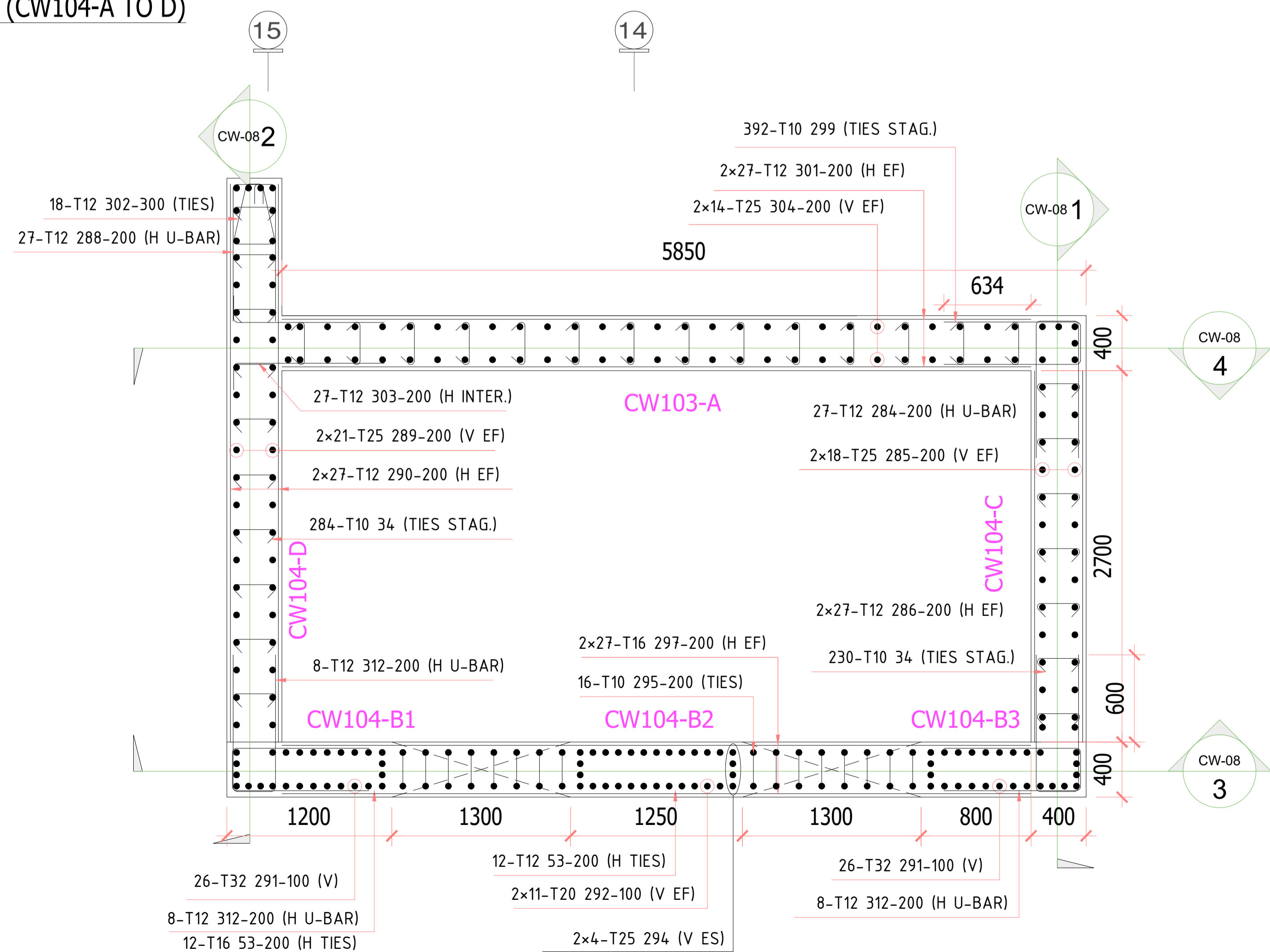
DRAWN BY	CHECKED BY	APPROVED BY	DATE
CS			01/25/2026

JOB NO.	SHEET SIZE	SCALE	REV. NO.
	A1	1:45	00

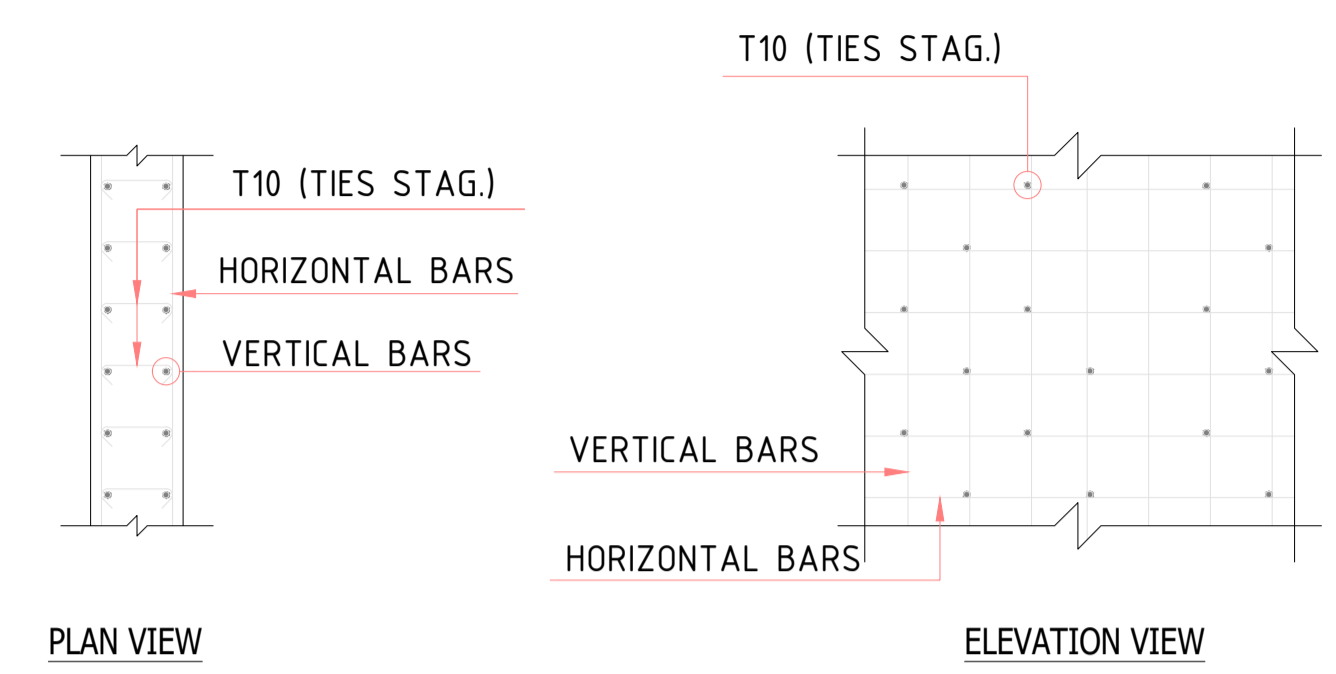
**DRAWING NO.:** D2323-CIT-ST-PLN-MU-01-CW-016-R00



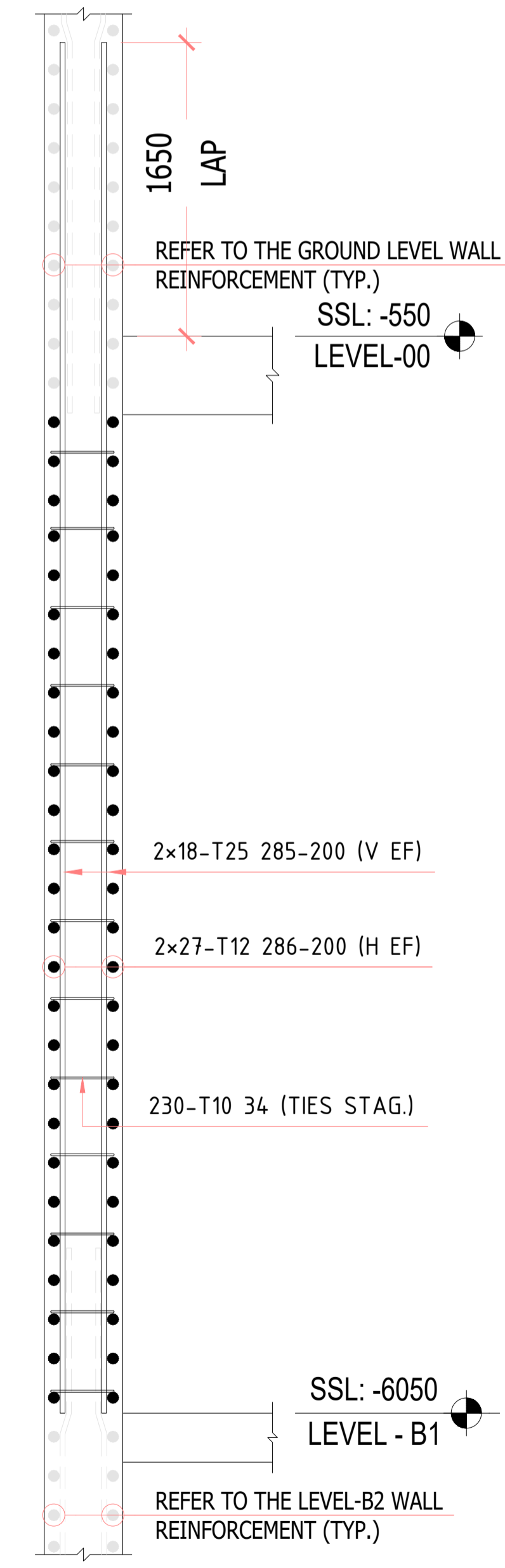
SECTION-5 (CW104-A TO D)  
SCALE:1:25



SECTION-6 (CW104-A TO D)  
SCALE:1:25



WALL TIES ARRANGEMENT



SECTION-7  
SCALE:1:20

**KEY PLAN**

**NOTES**

- ALL DIMENSIONS ARE IN MM (UNO)
- ALL LEVELS ARE IN METERS
- NO DIMENSIONS TO BE SCALED OFF THE DRAWING.
- ONLY WRITTEN DIMENSIONS SHALL BE FOLLOWED
- ALL DIMENSIONS AND LEVELS SHALL BE CHECKED AND VERIFIED.
- YIELD STRENGTH OF STEEL TO BE USED 460N/MM
- CONCRETE GRADE = C30
- LAPPING SHOULD BE DONE IN STAGGERED MANNER AND AS PER LAP TABLE.
- CONCRETE COVER WALL FACE = 40MM
- ALL MEP OPENINGS TO BE COORDINATED AS PER MEP SHOP DRAWINGS
- ARCHITECTURAL DMD = +8.06 LVL.

**LEGENDS:-**

- ES = Each Side
- EF = Each Face
- H = Horizontal bar
- V = Vertical bar
- T = Top bar
- B = Bottom bar
- F = Face bar
- NF = Near Face
- FF = Far Face
- ADD = Additional
- DIAG = Diagonal
- STG = Staggered

Revision	Date	Issued for Approval	Description	EM
00	01/25/2026			

**STATUS :**

A	B	C	D
Approved	Approved with Comments	Revise and Resubmit	Rejected

**PROJECT :** SHOP DRAWINGS  
MAG CITY - PHASE 2 DEVELOPMENT

**DEVELOPER :** MAG

**CLIENT :** MAG, KETURAH PARK

**CONSULTANT :** Dewar Architects + Engineers

**MEP CONSULTANT :** IAN CHAHAM & ASSOCIATES

**INTERIOR DESIGNER :** Intercon

**FLS CONSULTANT :** INFINITY MEP+S CONSULTANTS

**LANDSCAPE CONSULTANT :**

**FACADE CONSULTANT :** AESG

**ACOUSTIC CONSULTANT :** INFOSIGHT IT, AV, SECURITY, ACOUSTICS CONSULTANCY

**TRAFFIC CONSULTANT :** RAC

**KITCHEN & WASTE MANAGEMENT CONSULTANT :** MCTS

**SIGNAGE CONSULTANT :** BRI MAXX

**SECURITY CONSULTANT :** CONSQUARE CONSULTANCY

**MAIN CONTRACTOR :** CITIC MIDDLE EAST CONTRACTING LLC

**SUB - CONTRACTOR :**

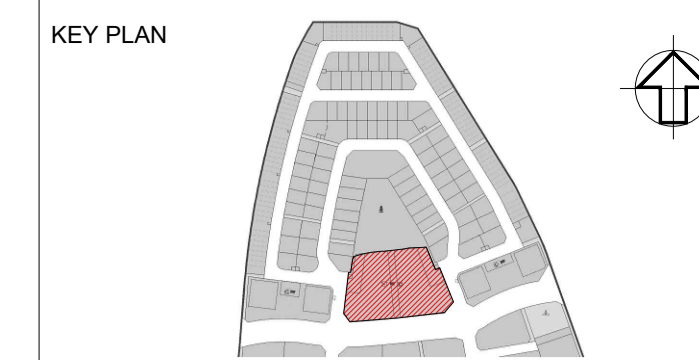
**PLOT NUMBER :** LOCATION MEYDAN, DUBAI, U.A.E.

**DRAWING TITLE :** MU-01\_LEVEL B2 TO GROUND LEVEL 00 CW-204 REINFORCEMENT DETAILS SHEET-17

DRAWN BY	CHECKED BY	APPROVED BY	DATE
CS			01/25/2026

JOB NO.	SHEET SIZE	SCALE	REV. NO.
	A1	1:25	00

**DRAWING NO. :** D2323-CIT-ST-PLN-MU-01-CW-017-R00



- NOTES**
- ALL DIMENSIONS ARE IN MM (UNO)
  - ALL LEVELS ARE IN METERS
  - NO DIMENSIONS TO BE SCALED OFF THE DRAWING.
  - ONLY WRITTEN DIMENSIONS SHALL BE FOLLOWED
  - ALL DIMENSIONS AND LEVELS SHALL BE CHECKED AND VERIFIED.
  - YIELD STRENGTH OF STEEL TO BE USED 460N/MM
  - CONCRETE GRADE = C30
  - LAPPING SHOULD BE DONE IN STAGGERED MANNER AND AS PER LAP TABLE.
  - CONCRETE COVER WALL FACE = 40MM.
  - ALL MEP OPENINGS TO BE COORDINATED AS PER MEP SHOP DRAWINGS.
  - ARCHITECTURAL DMD = +0.00 LVL.
- LEGENDS:-**
- ES = Each Side
  - EF = Each Face
  - H = Horizontal bar
  - V = Vertical bar
  - T = Top bar
  - B = Bottom bar
  - F = Face bar
  - NF = Near Face
  - FF = Far Face
  - ADD = Additional
  - DIAG = Diagonal
  - STG = Staggered

NO	01/25/2026	Issued for Approval	EM
Revision	Date	Description	Approved
A		Approved	
B		Approved with Comments	
C		Revised and Resubmitted	
D		Rejected	

**STATUS :** SHOP DRAWINGS

**PROJECT :** MAG CITY - PHASE 2 DEVELOPMENT



**CONSULTANT:** Dewani Architects + Engineers  
 P.O. BOX 60990, Dubai, UAE  
 TEL: +971 4 2462010  
 FAX: +971 4 7707988  
 www.dewani-architects.com

**MEP CONSULTANT:** IIDA (Ibn Khayyat & Associates)  
 P.O. BOX 14700, Dubai, UAE  
 TEL: +971 4 270 5272  
 FAX: +971 4 270 5272  
 www.iida.ae

**INTERIOR DESIGNER:** Intercon

**FLS CONSULTANT:** INFINITY MEP+ CONSULTANTS

**LANDSCAPE CONSULTANT:**

**FACADE CONSULTANT:** AESG

**ACOUSTIC CONSULTANT:** INFOSIGHT IT, AV, SECURITY, ACOUSTICS CONSULTANCY

**TRAFFIC CONSULTANT:** RAC

**KITCHEN & WASTE MANAGEMENT CONSULTANT:** MCTS

**SIGNAGE CONSULTANT:** BRI MAXX

**SECURITY CONSULTANT:** CON SQUARE CONSULTANCY

**MAIN CONTRACTOR:** CITIC MIDDLE EAST CONTRACTING LLC

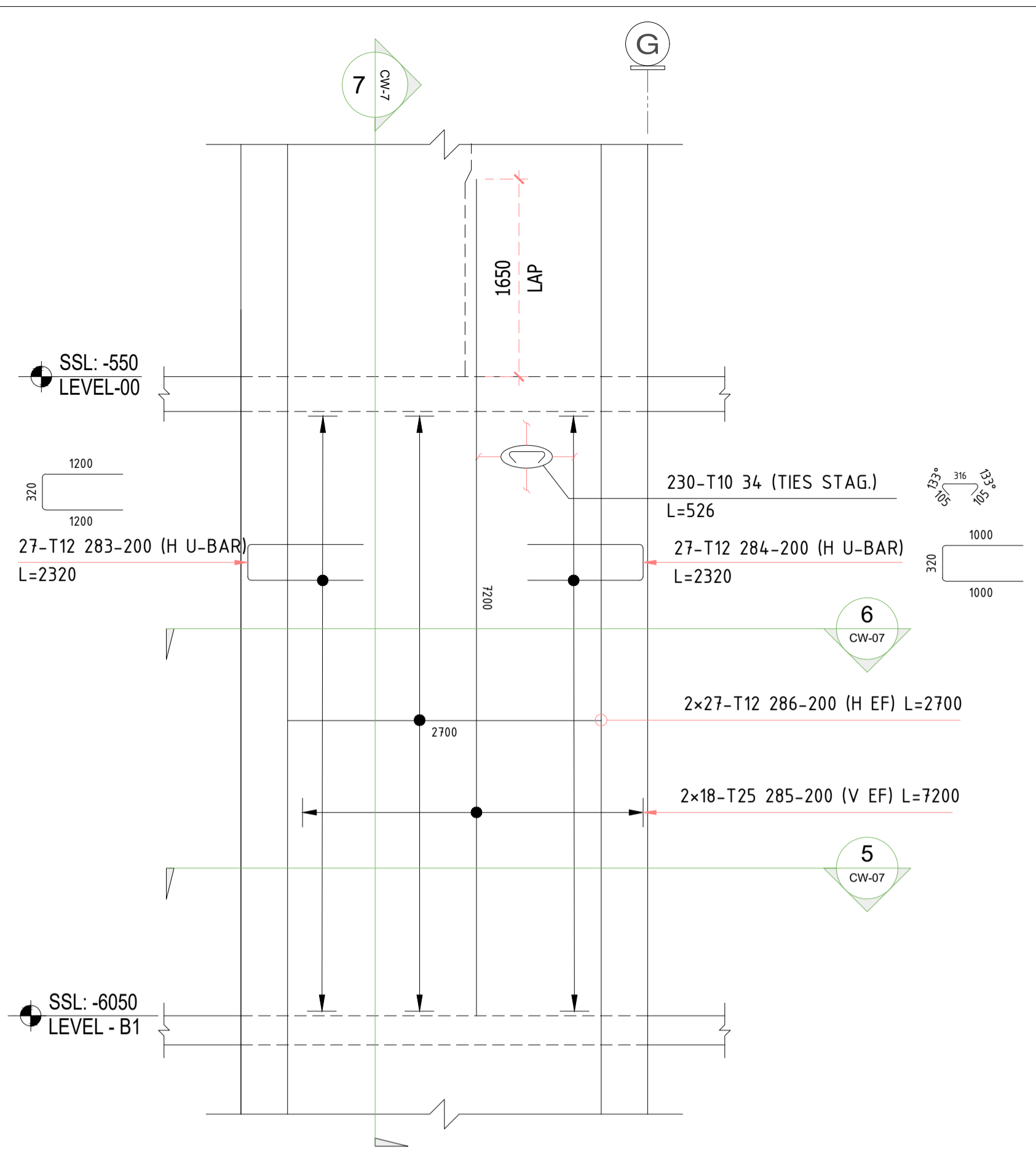
**SUB - CONTRACTOR:**

**PLOT NUMBER:** LOCATION: MEYDAN, DUBAI, U.A.E.

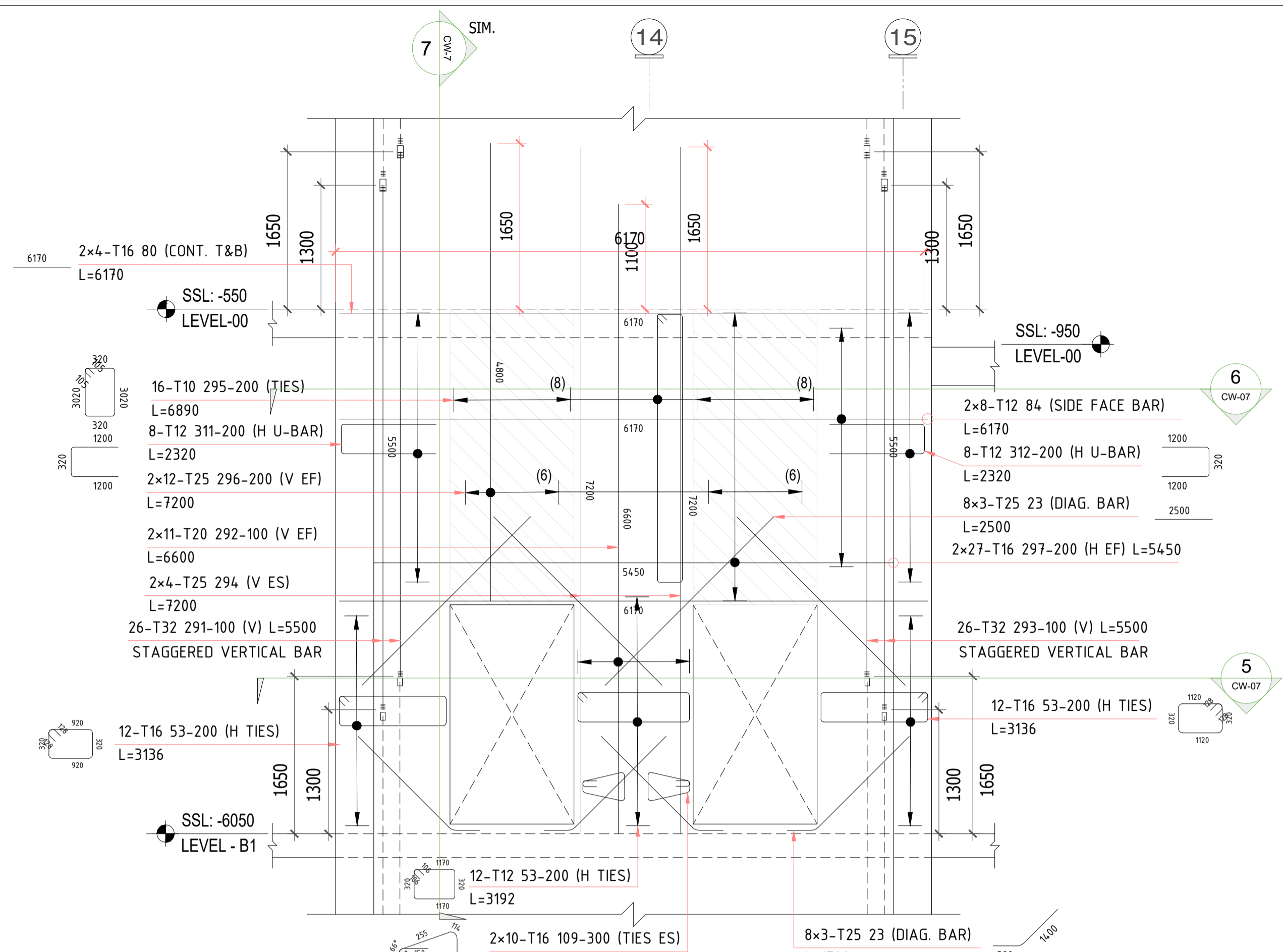
**DRAWING TITLE:** MU-01\_LEVEL B2 TO GROUND LEVEL 00 CW-204 REINFORCEMENT DETAILS SHEET-18

DRAWN BY	CHECKED BY	APPROVED BY	DATE
CS			01/25/2026
JOB NO.	SHEET SIZE	SCALE	REV. NO.
	A1	1:45	00

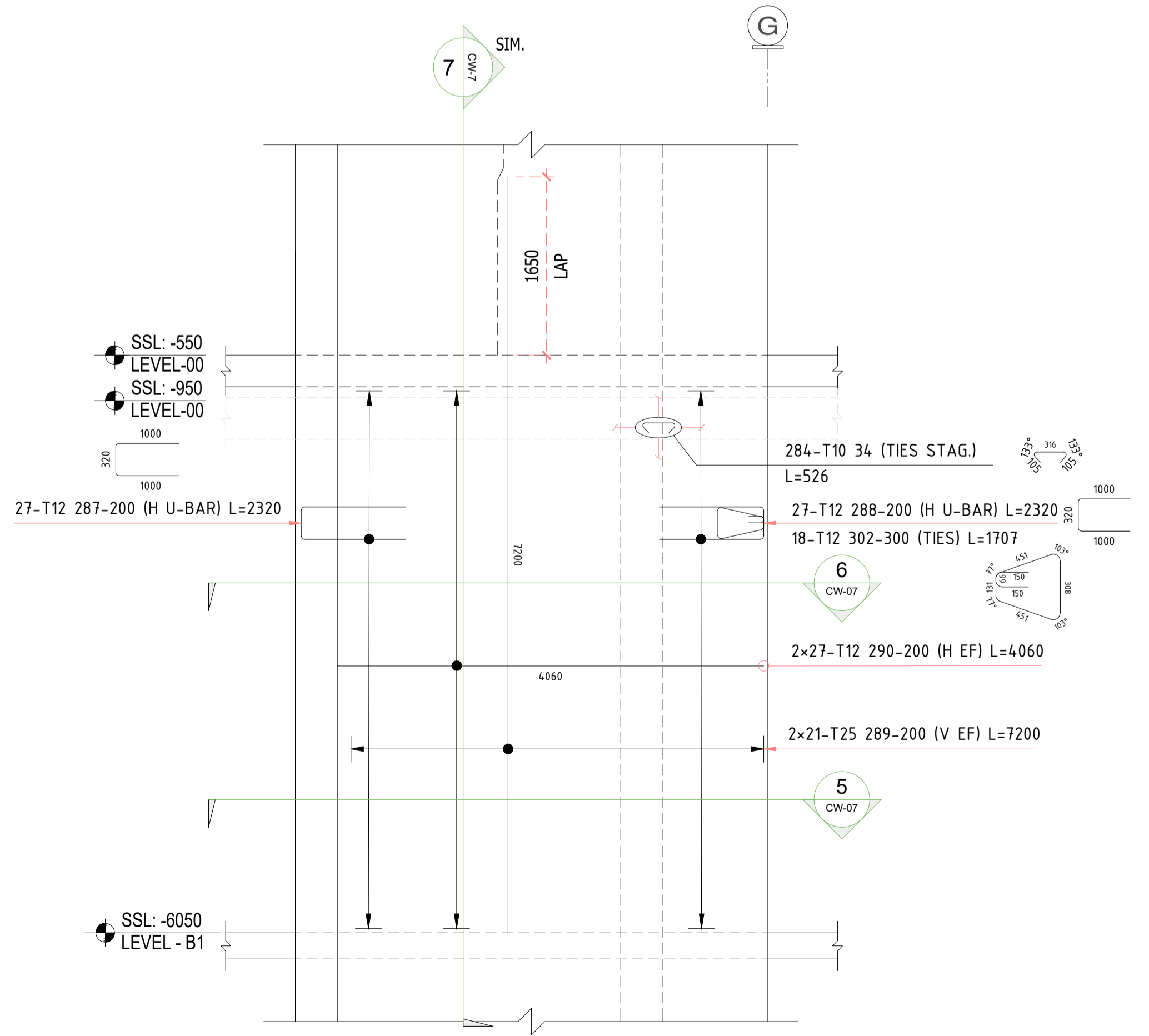
**DRAWING NO.:** D2323-CIT-ST-PLN-MU-01-CW-018-R00



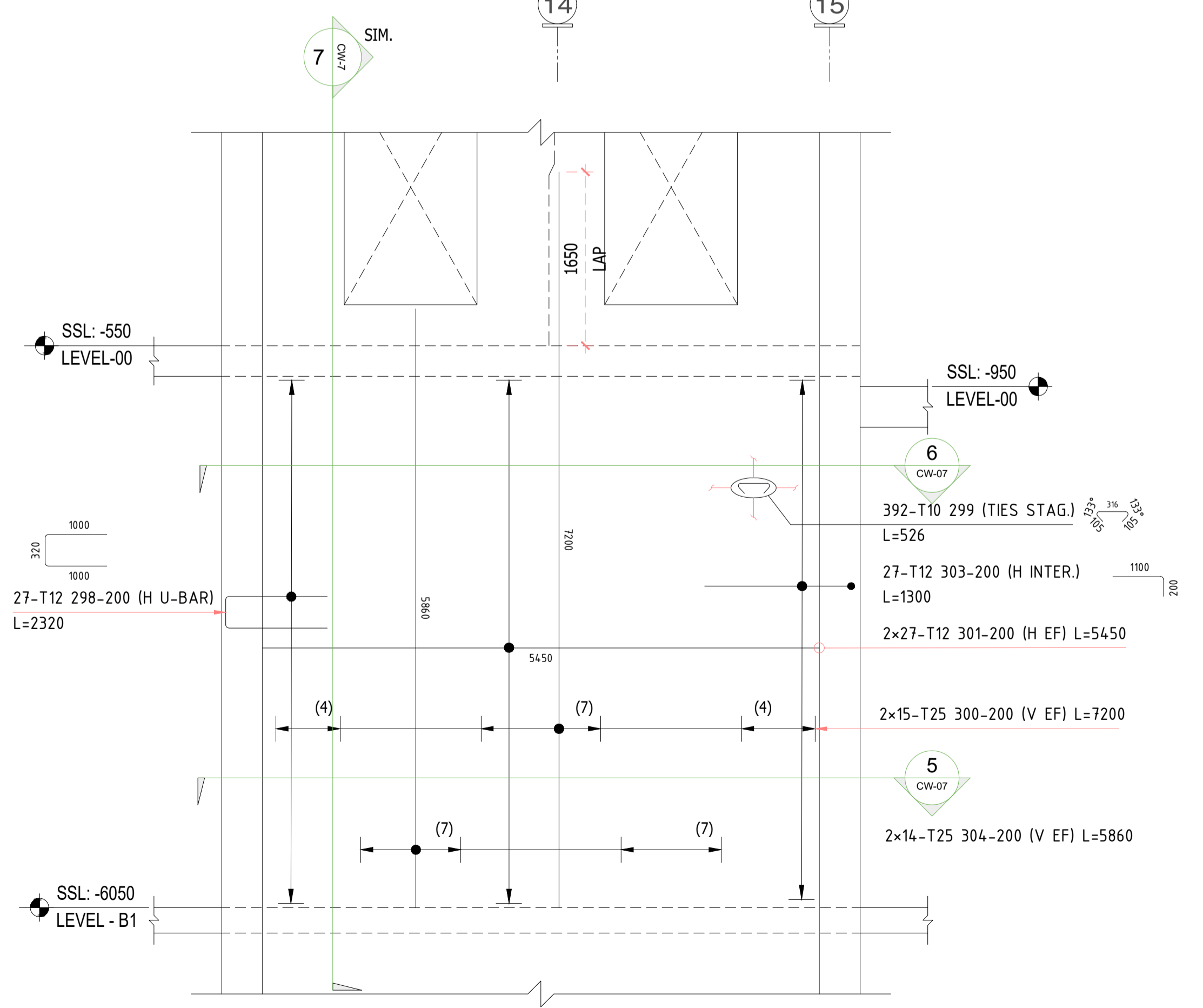
**SECTION-1 (CW104-D)**  
SCALE:1:40



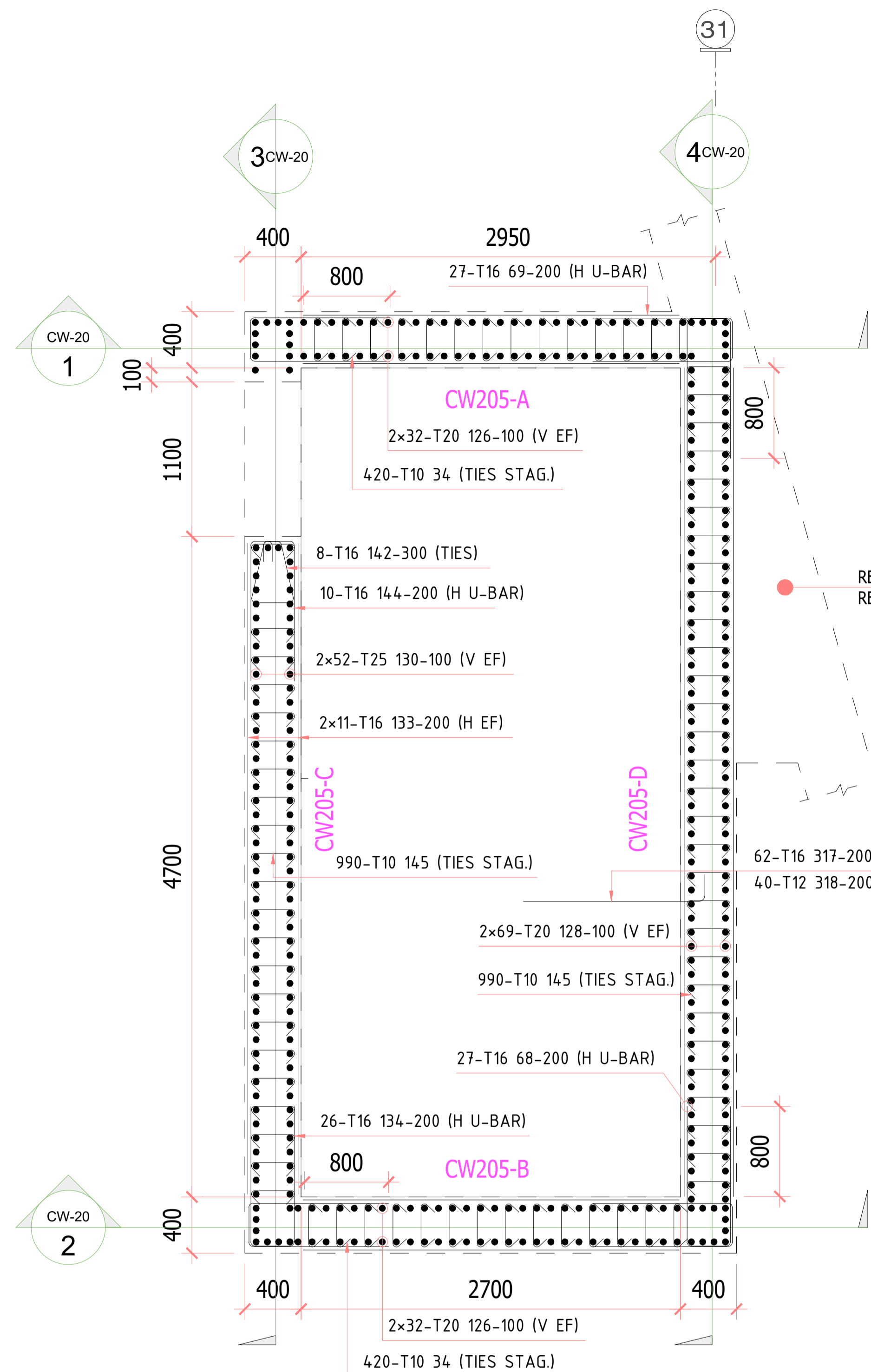
**SECTION-3 (CW104-B1, B2 & B3)**  
SCALE:1:35



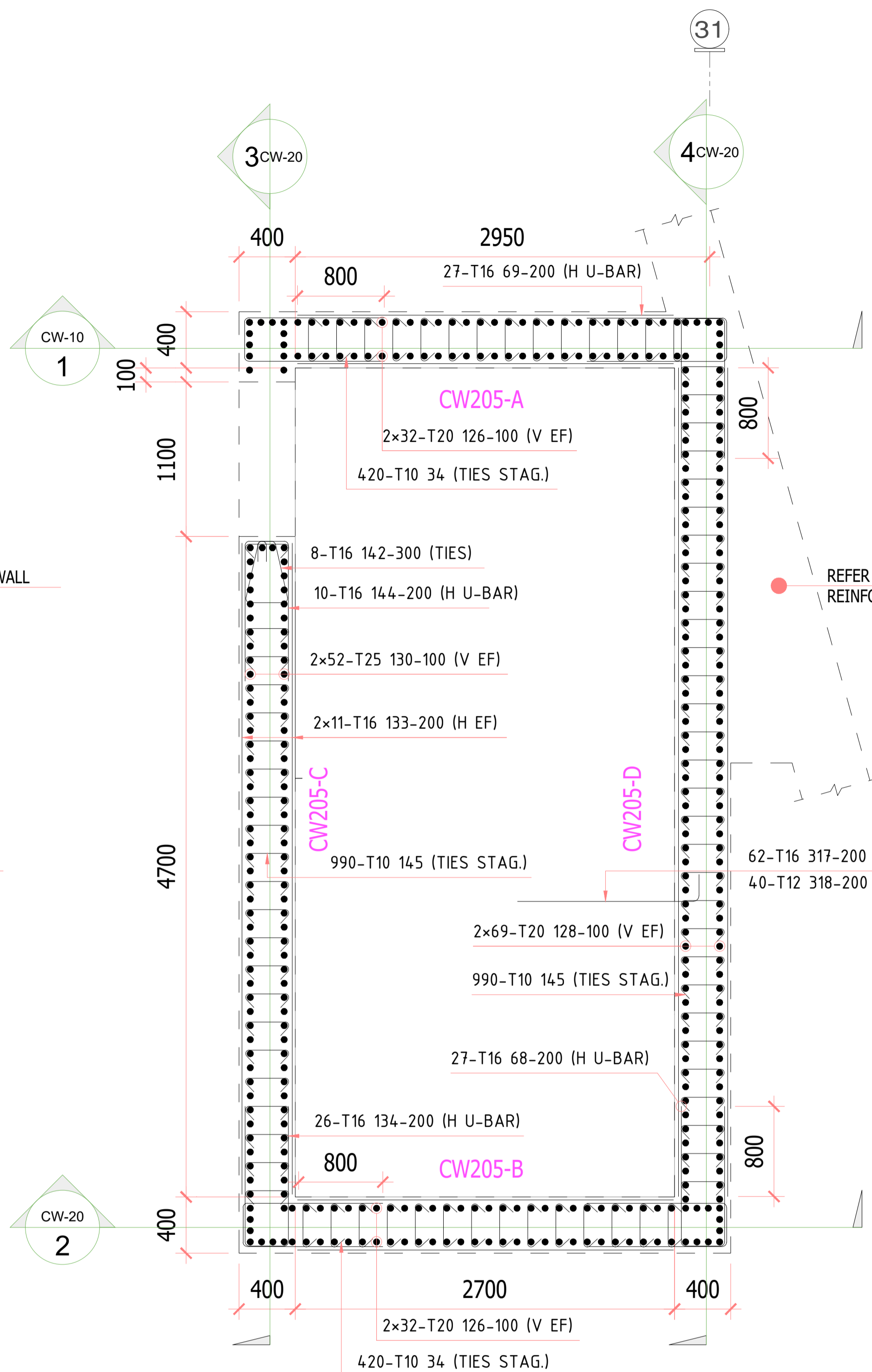
**SECTION-2 (CW103-C)**  
SCALE:1:40



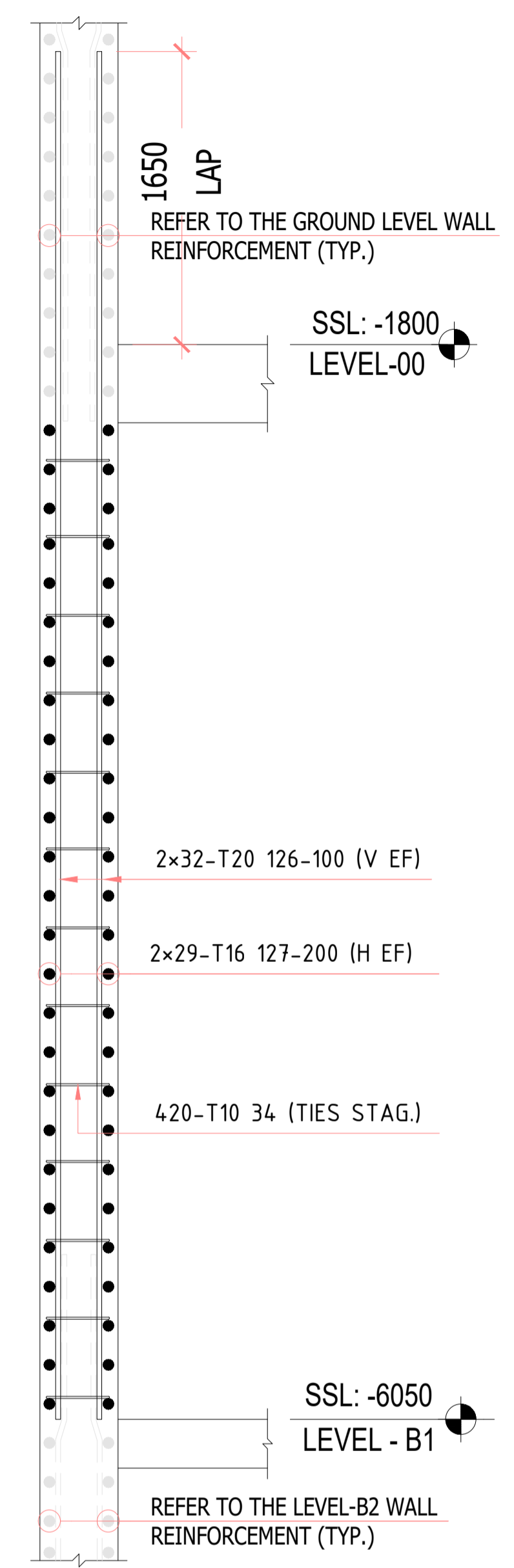
**SECTION-4 (CW104-A)**  
SCALE:1:35



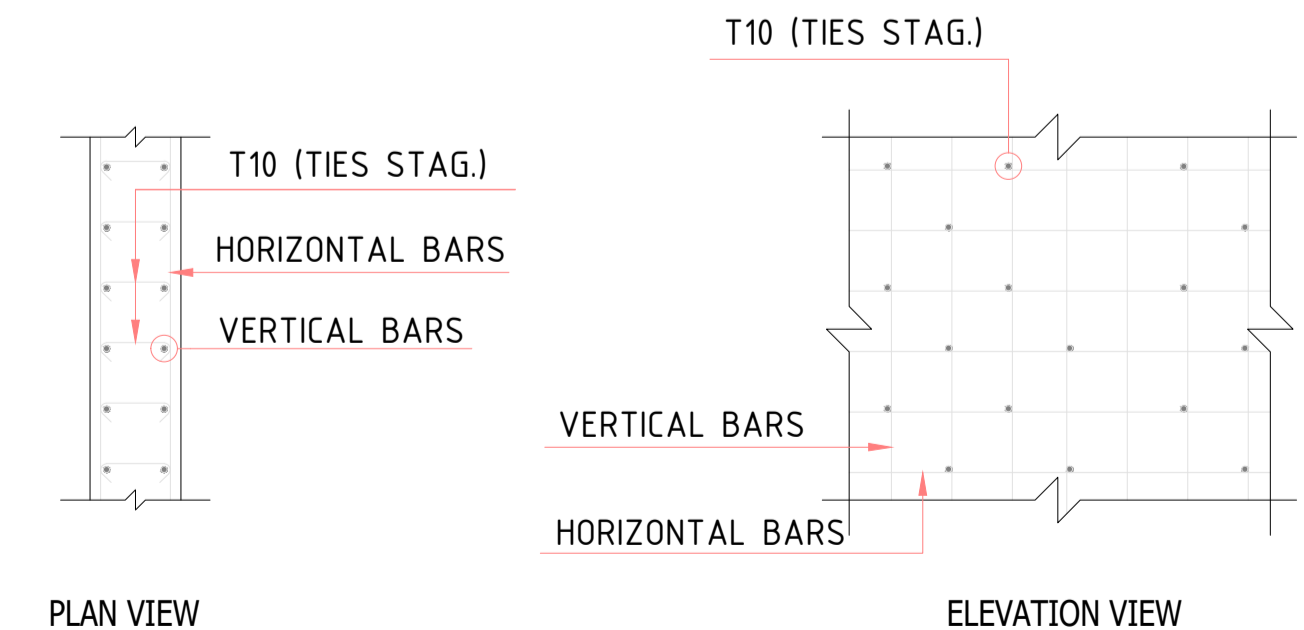
SECTION-5 (CW205-A TO D)  
SCALE-1:25



SECTION-6 (CW205-A TO D)  
SCALE-1:25



SECTION-7  
SCALE-1:25



WALL TIES ARRANGEMENT

**KEY PLAN**

**NOTES**

- ALL DIMENSIONS ARE IN MM (UNO)
- ALL LEVELS ARE IN METERS
- NO DIMENSIONS TO BE SCALED OFF THE DRAWING.
- ONLY WRITTEN DIMENSIONS SHALL BE FOLLOWED
- ALL DIMENSIONS AND LEVELS SHALL BE CHECKED AND VERIFIED.
- YIELD STRENGTH OF STEEL TO BE USED 460N/MM
- CONCRETE GRADE = C30
- LAPPING SHOULD BE DONE IN STAGGERED MANNER AND AS PER LAP TABLE
- CONCRETE COVER WALL FACE = 40MM
- ALL MEP OPENINGS TO BE COORDINATED AS PER MEP SHOP DRAWINGS
- ARCHITECTURAL DMD = +8.06 LVL.

**LEGENDS:-**

- ES = Each Side
- EF = Each Face
- H = Horizontal bar
- V = Vertical bar
- T = Top bar
- B = Bottom bar
- F = Face bar
- NF = Near Face
- FF = Far Face
- ADD = Additional
- DIAG = Diagonal
- STG = Staggered

Revision	Date	Issued for Approval	Description	EM	Approved
00	01/25/2026				

**STATUS:**

A	B	C	D
Approved	Approved with Comments	Revised and Resubmit	Rejected

**PROJECT:** SHOP DRAWINGS  
MAG CITY - PHASE 2 DEVELOPMENT

**DEVELOPER:** MAG

**CLIENT:** MAG, KETURAH PARK

**CONSULTANT:** Dewan Architects + Engineers  
P.O. BOX 60990, Dubai, UAE  
TEL: +971 4 3462010  
FAX: +971 4 3707968  
www.dewan-architects.com

**MEP CONSULTANT:** IIDA (IAN CHANMAN & ASSOCIATES)  
P.O. BOX 1270, Dubai, UAE  
TEL: +971 4 3707977  
FAX: +971 4 3707978  
www.iida.com.ae

**INTERIOR DESIGNER:** Intercon®

**FLS CONSULTANT:** INFINITY MEP+S CONSULTANTS

**LANDSCAPE CONSULTANT:**

**FACADE CONSULTANT:** AESG

**ACOUSTIC CONSULTANT:** INFOSIGHT IT, AV, SECURITY, ACOUSTICS CONSULTANCY

**TRAFFIC CONSULTANT:** RAC

**KITCHEN & WASTE MANAGEMENT CONSULTANT:** MCTS

**SIGNAGE CONSULTANT:** BRIMAXX

**SECURITY CONSULTANT:** CONSQUARE CONSULTANCY  
CERTIFIED CONSULTANTS  
OFFICE: WILSON BUILDING, AL JAFRAH, QUAIRIYAH METRO STATION, P.O. BOX 1270, DUBAI, U.A.E. (WWW.CONSQUARE.COM)

**MAIN CONTRACTOR:** 中信建设 (阿联酋) 有限责任公司  
CITIC MIDDLE EAST CONTRACTING LLC

**SUB - CONTRACTOR:**

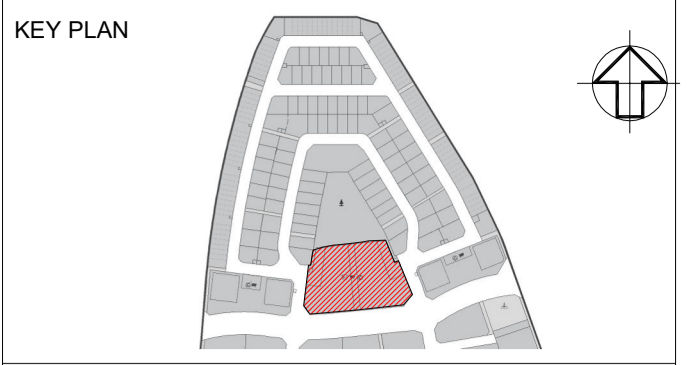
**PLOT NUMBER:** LOCATION: MEYDAN, DUBAI, U.A.E.

**DRAWING TITLE:** MU-01\_LEVEL B2 TO GROUND LEVEL 00 CW-205 REINFORCEMENT DETAILS SHEET-17

DRAWN BY	CHECKED BY	APPROVED BY	DATE
CS			01/25/2026

JOB NO.	SHEET SIZE	SCALE	REV. NO.
	A1	1:25	00

**DRAWING NO.:** D2323-CIT-ST-PLN-MU-01-CW-017-R00



- NOTES**
- ALL DIMENSIONS ARE IN MM (UNO)
  - ALL LEVELS ARE IN METERS
  - NO DIMENSIONS TO BE SCALED OFF THE DRAWING
  - ONLY WRITTEN DIMENSIONS SHALL BE FOLLOWED
  - ALL DIMENSIONS AND LEVELS SHALL BE CHECKED AND VERIFIED
  - YIELD STRENGTH OF STEEL TO BE USED 460N/MM
  - CONCRETE GRADE = C30
  - LAPING SHOULD BE DONE IN STAGGERED MANNER AND AS PER LAP TABLE
  - CONCRETE COVER WALL FACE = 40MM
  - ALL MEP OPENINGS TO BE COORDINATED AS PER MEP SHOP DRAWINGS
  - ARCHITECTURAL DIMD +8.06 LVL
- LEGENDS:-**
- NO. OF BARS
  - T HIGH STRENGTH STEEL Y MILD STEEL
  - BAR DIA
  - BAR MARK
  - SPACING
  - BAR POSITION
  - BAR TOTAL LENGTH
  - COUPLER
  - ES = Each Side
  - EF = Each Face
  - HF = Horizontal bar
  - V = Vertical bar
  - T = Top bar
  - B = Bottom bar
  - F = Face bar
  - NF = Near Face
  - FF = Far Face
  - ADD = Additional
  - DIAG = Diagonal
  - STG = Staggered

Revision	Date	Description	EM
00	01/25/2026	Issued for Approval	Approved

STATUS: **SHOP DRAWINGS**

PROJECT: **MAG CITY - PHASE 2 DEVELOPMENT**



CONSULTANT: **Dewan Architects + Engineers**  
 P.O. BOX 60990, Dubai, UAE  
 TEL: +971 4 2462010  
 FAX: +971 4 7720986  
 www.dewan-architects.com

MEP CONSULTANT: **JDA JAWHAR & ASSOCIATES**  
 P.O. BOX 21211, Dubai, UAE  
 TEL: +971 4 3331111  
 www.jda.ae

INTERIOR DESIGNER: **Intercon**

FLS CONSULTANT: **INFINITY MEP+S CONSULTANTS**

LANDSCAPE CONSULTANT

FACADE CONSULTANT: **AESG**

ACOUSTIC CONSULTANT: **INFOSIGHT IT . AV . SECURITY . ACOUSTICS CONSULTANCY**

TRAFFIC CONSULTANT: **RAC**

KITCHEN & WASTE MANAGEMENT CONSULTANT: **MCTS**

SIGNAGE CONSULTANT: **BRI/MAXX**

SECURITY CONSULTANT: **CONESQUARE CONSULTANCY**

MAIN CONTRACTOR: **中信建设 (阿联酋) 有限责任公司 CITIC MIDDLE EAST CONTRACTING LLC**

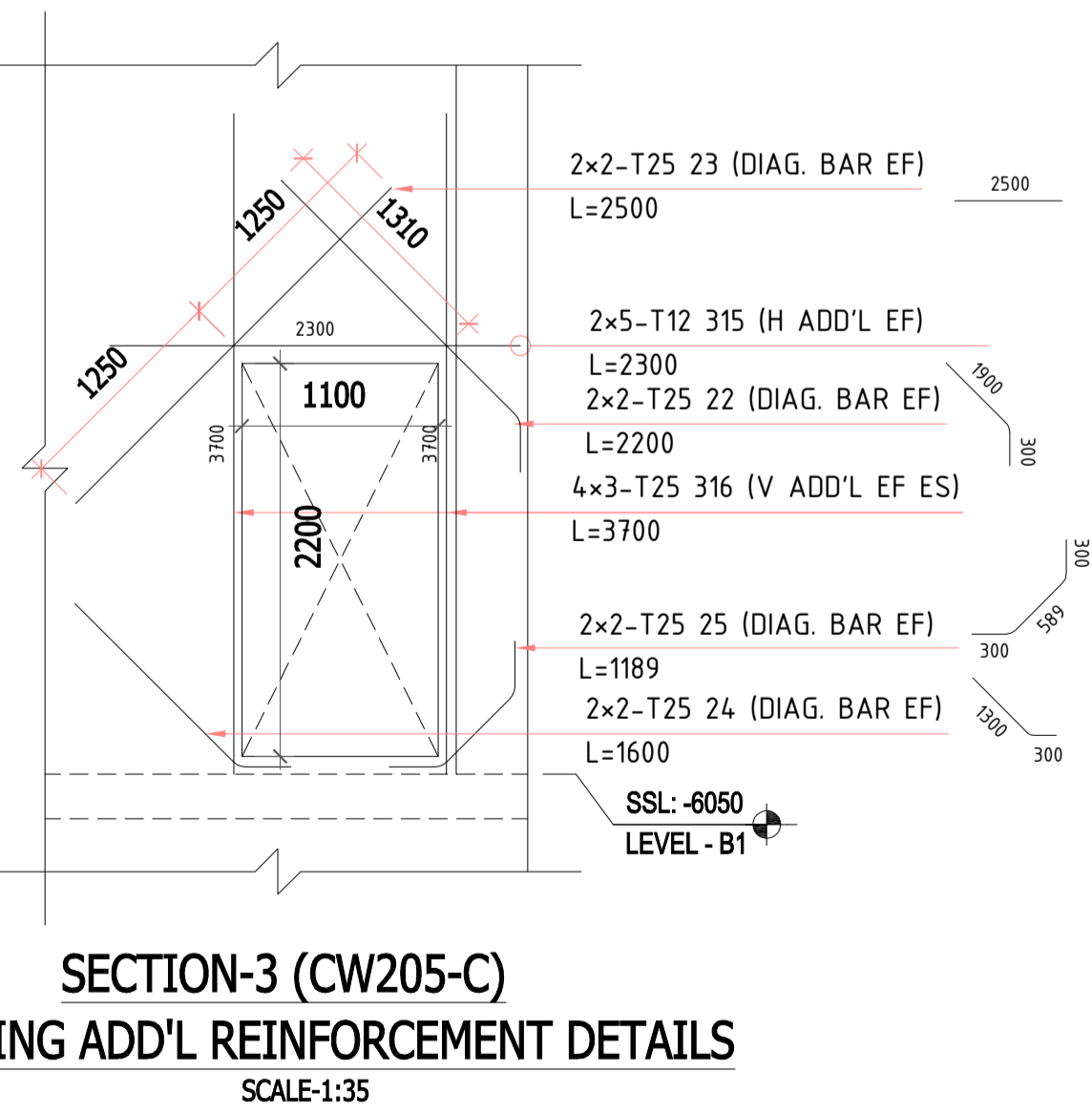
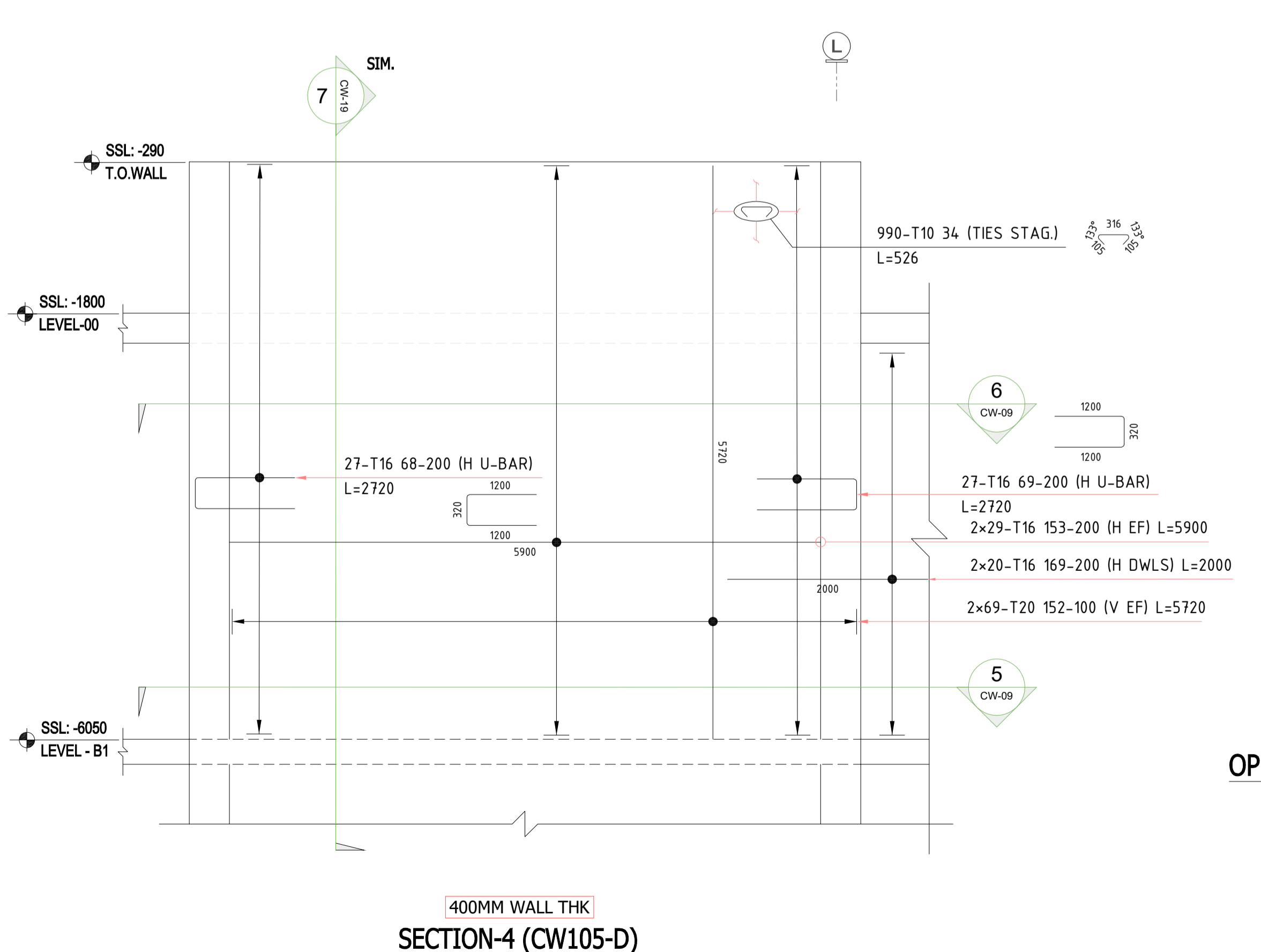
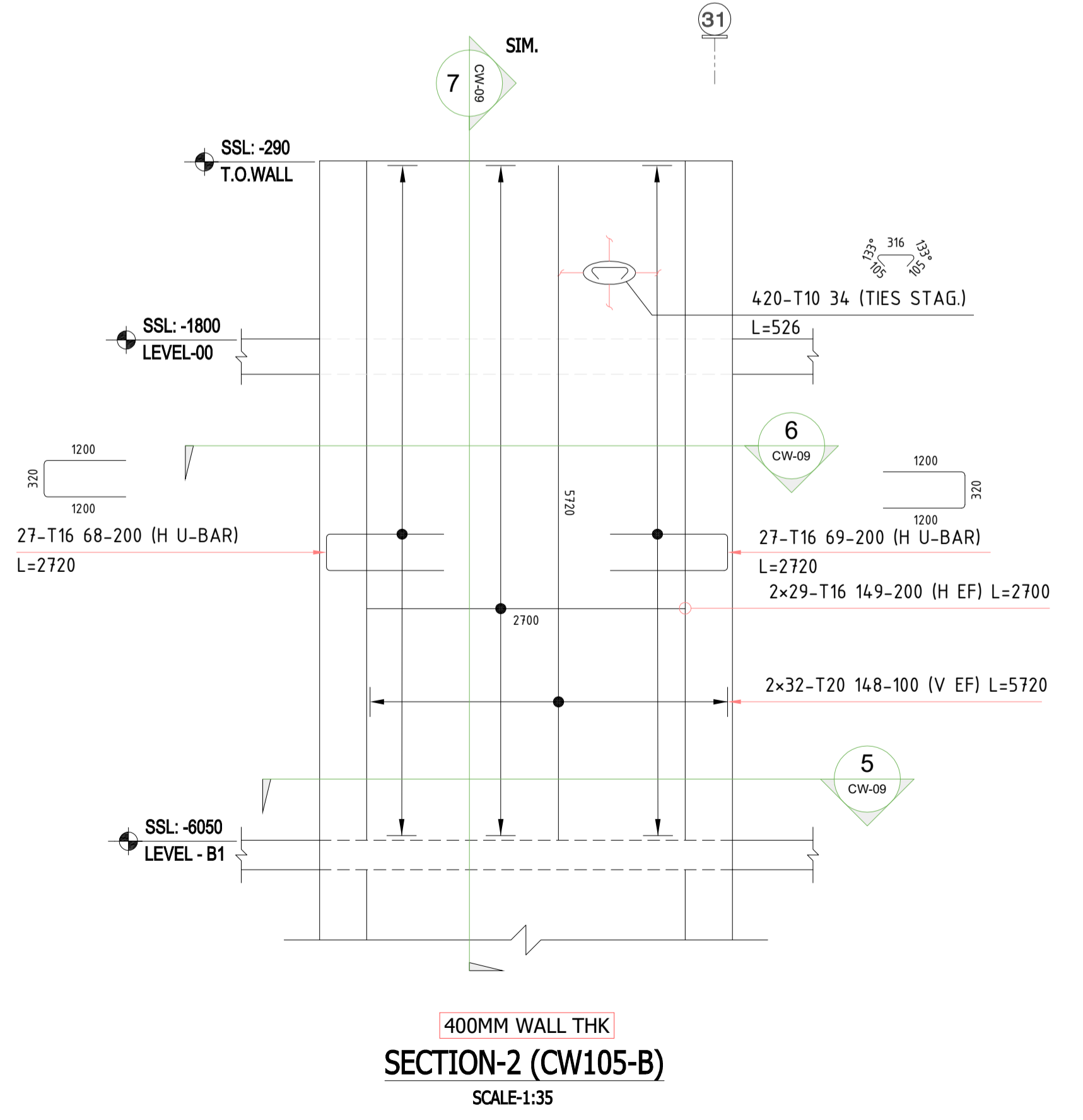
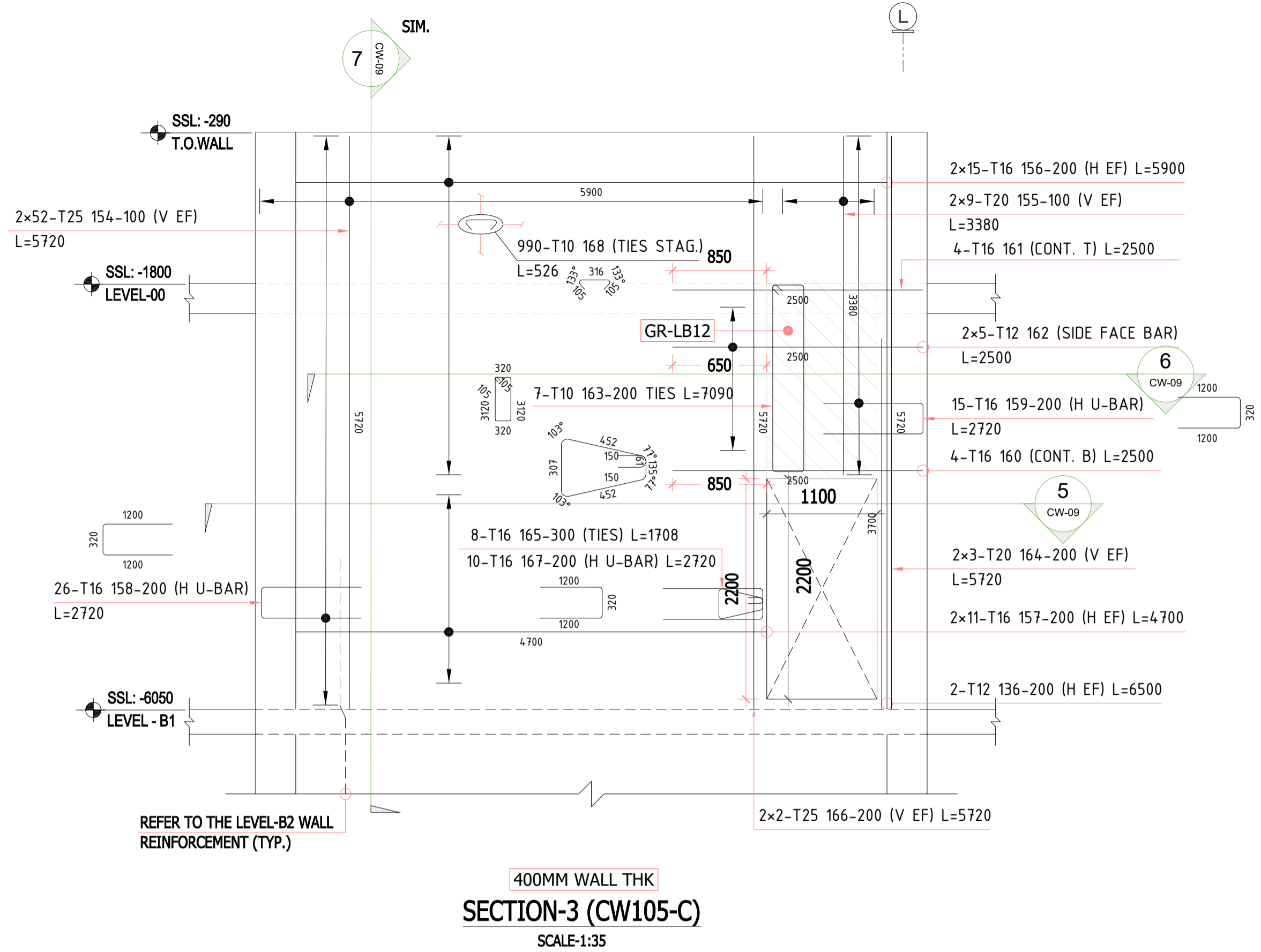
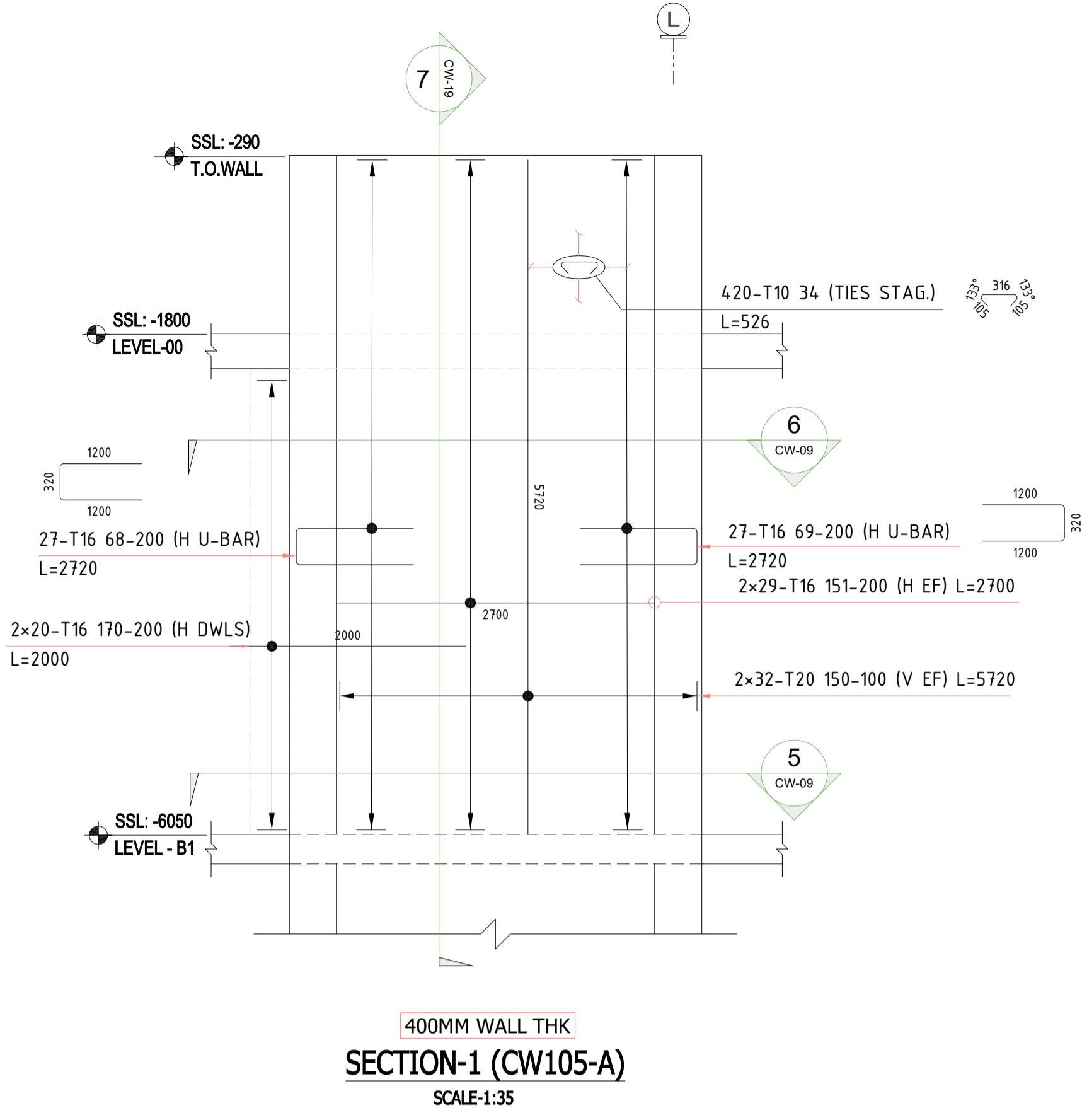
SUB - CONTRACTOR

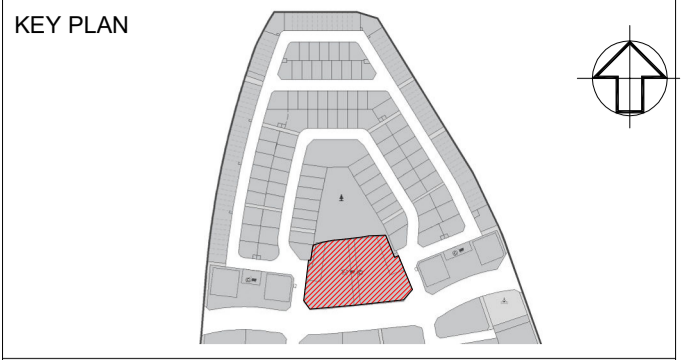
PLOT NUMBER LOCATION MEYDAN, DUBAI, U.A.E.

DRAWING TITLE: **MU-01 LEVEL B2 TO GROUND LEVEL 00 CW-105 REINFORCEMENT DETAILS SHEET-10**

DRAWN BY	CHECKED BY	APPROVED BY	DATE
CS			01/25/2026

DRAWING NO. **D2323-CIT-ST-PLN-MU-01-CW-010-R00**





- NOTES**
1. ALL DIMENSIONS ARE IN MM (UNO)
  2. ALL LEVELS ARE IN METERS
  3. NO DIMENSIONS TO BE SCALED OFF THE DRAWING.
  4. ONLY WRITTEN DIMENSIONS SHALL BE FOLLOWED
  5. ALL DIMENSIONS AND LEVELS SHALL BE CHECKED AND VERIFIED.
  6. YIELD STRENGTH OF STEEL TO BE USED 460N/MM
  7. CONCRETE GRADE = C80
  8. LAPPING SHOULD BE DONE IN STAGGERED MANNER AND AS PER LAP TABLE.
  9. CONCRETE COVER WALL FACE = 40MM
  10. ALL MEP OPENINGS TO BE COORDINATED AS PER MEP SHOP DRAWINGS.
  11. ARCHITECTURAL DIMD +8.06 LVL
- LEGENDS:-**
- NO. OF BARS
  - T HIGH STRENGTH STEEL Y MILD STEEL
  - BAR DIA
  - BAR MARK
  - SPACING
  - BAR POSITION
  - BAR TOTAL LENGTH
  - COUPLER
  - ES = Each Side
  - EF = Each Face
  - HF = Horizontal bar
  - V = Vertical bar
  - T = Top bar
  - B = Bottom bar
  - F = Face bar
  - NF = Near Face
  - FF = Far Face
  - ADD = Additional
  - DIAG = Diagonal
  - STG = Staggered

Revision	Date	Issued for Approval	Description	EM
00	01/25/2026	Issued for Approval		Approved

STATUS: **SHOP DRAWINGS**

PROJECT: **MAG CITY - PHASE 2 DEVELOPMENT**



CONSULTANT: **Dewan Architects + Engineers**  
 P.O. BOX 60990, DUBAI, UAE  
 TEL: +971 4 2462010  
 FAX: +971 4 7720986  
 www.dewan-architects.com

MEP CONSULTANT: **JDA JAH DANHANI & ASSOCIATES**  
 P.O. BOX 12345, DUBAI, UAE  
 TEL: +971 4 1234567  
 FAX: +971 4 7654321  
 www.jda-associates.com

INTERIOR DESIGNER: **Intercon**

FLS CONSULTANT: **INFINITY MEP+S CONSULTANTS**

LANDSCAPE CONSULTANT: **INFINITY**

FACADE CONSULTANT: **AESG**

ACOUSTIC CONSULTANT: **INFOSIGHT IT . AV . SECURITY . ACOUSTICS CONSULTANCY**

TRAFFIC CONSULTANT: **RAC**

KITCHEN & WASTE MANAGEMENT CONSULTANT: **MCTS**

SIGNAGE CONSULTANT: **BRU/MAXX**

SECURITY CONSULTANT: **CONSPICUOUS CONSULTANTS**

MAIN CONTRACTOR: **中信建设 (阿联酋) 有限责任公司 CITIC MIDDLE EAST CONTRACTING LLC**

SUB - CONTRACTOR

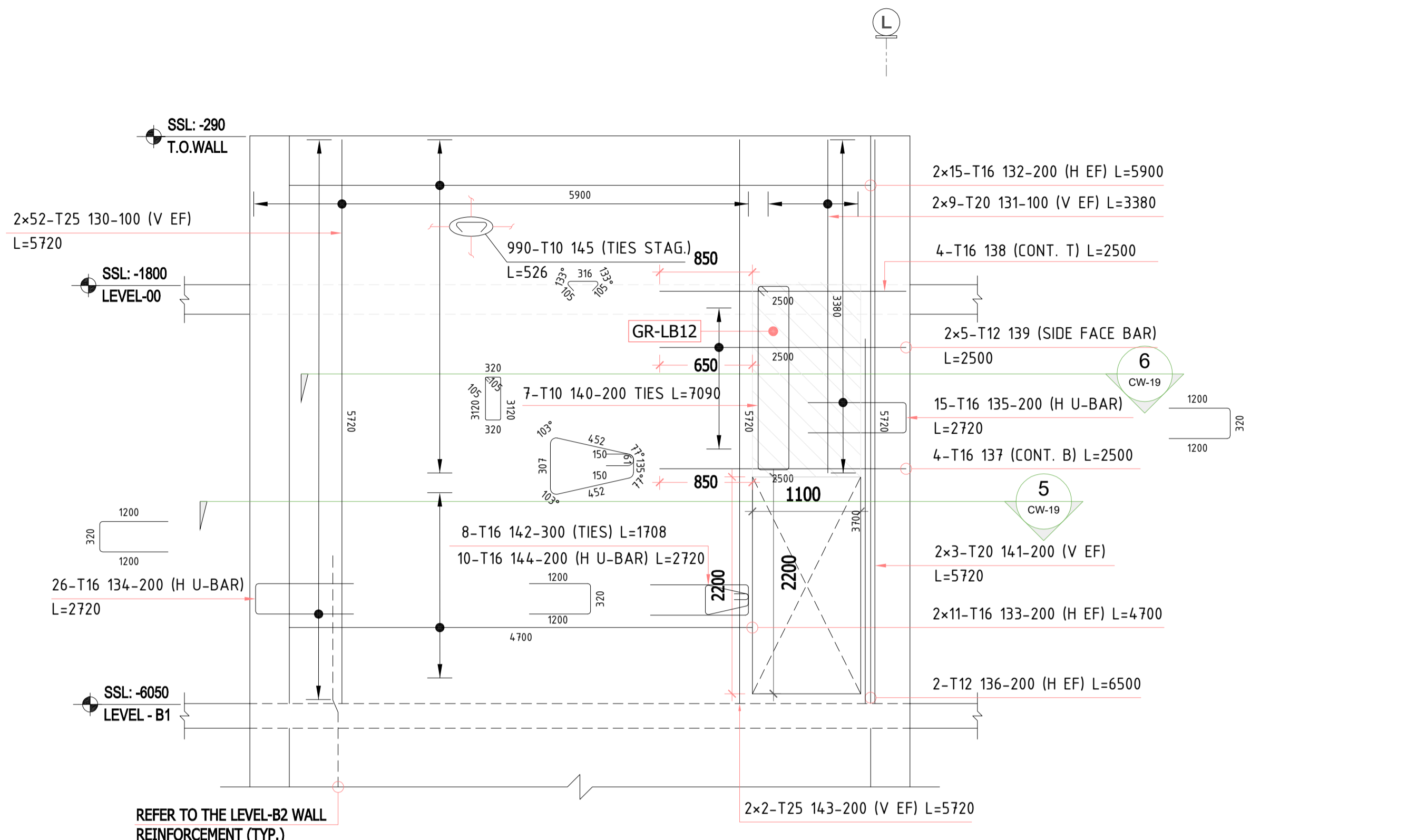
PLOT NUMBER: LOCATION: MEYDAN, DUBAI, U.A.E.

DRAWING TITLE: **MU-01 LEVEL B2 TO GROUND LEVEL 00 CW-205 REINFORCEMENT DETAILS SHEET-20**

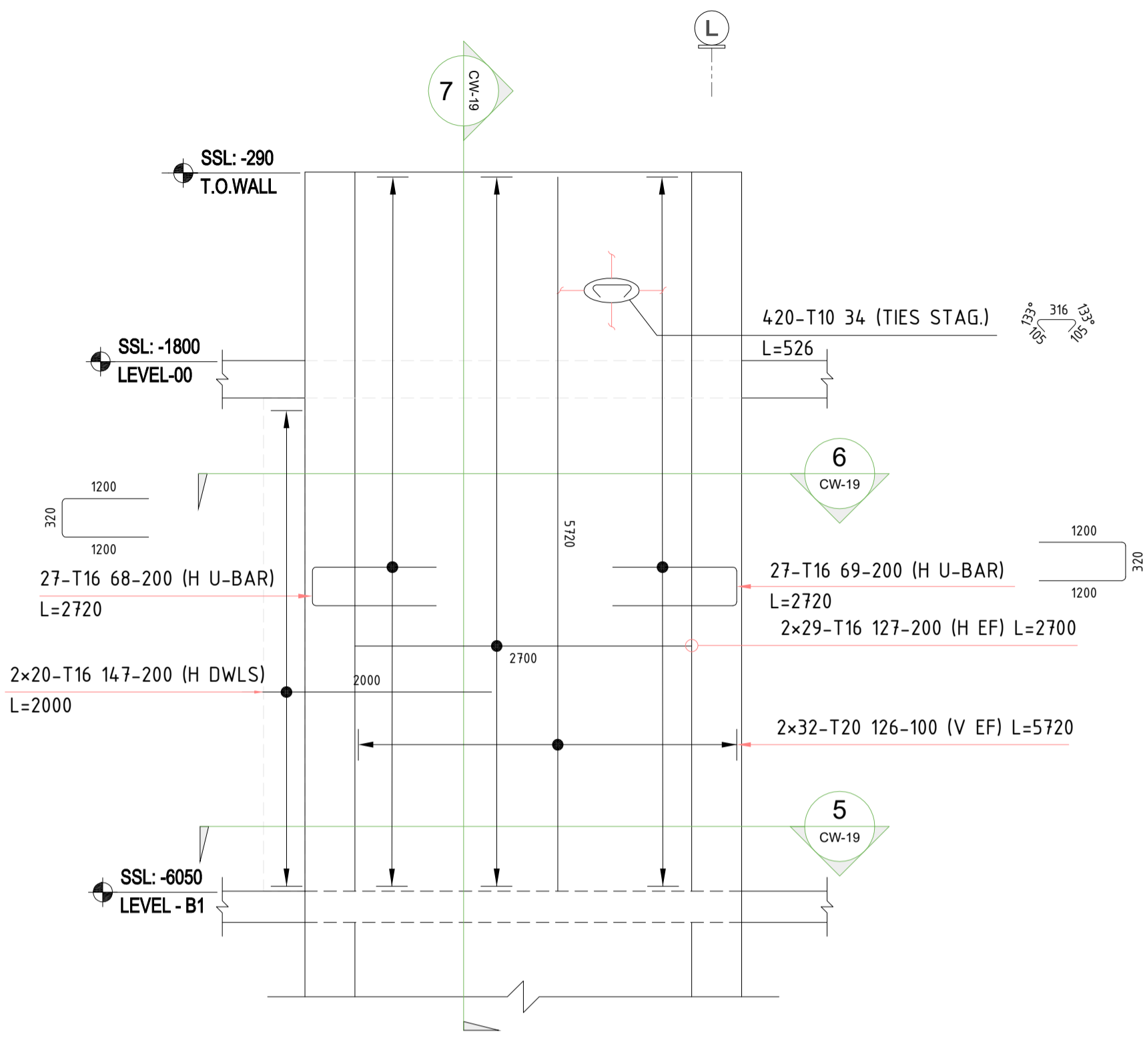
DRAWN BY	CHECKED BY	APPROVED BY	DATE
CS			01/25/2026

JOB NO.	SHEET SIZE	SCALE	REV. NO.
A1	140	00	

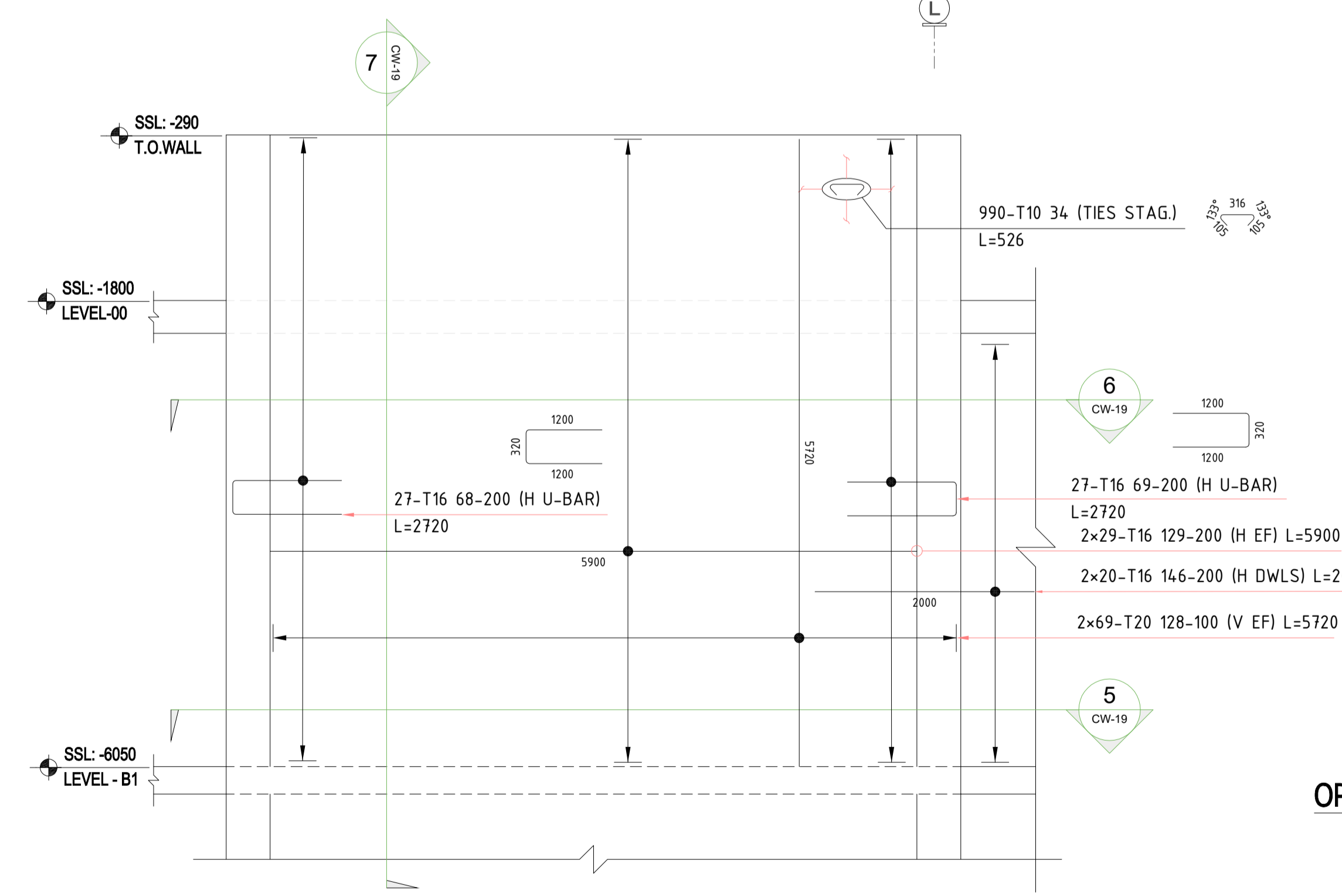
DRAWING NO. **D2323-CIT-ST-PLN-MU-01-CW-020-R00**



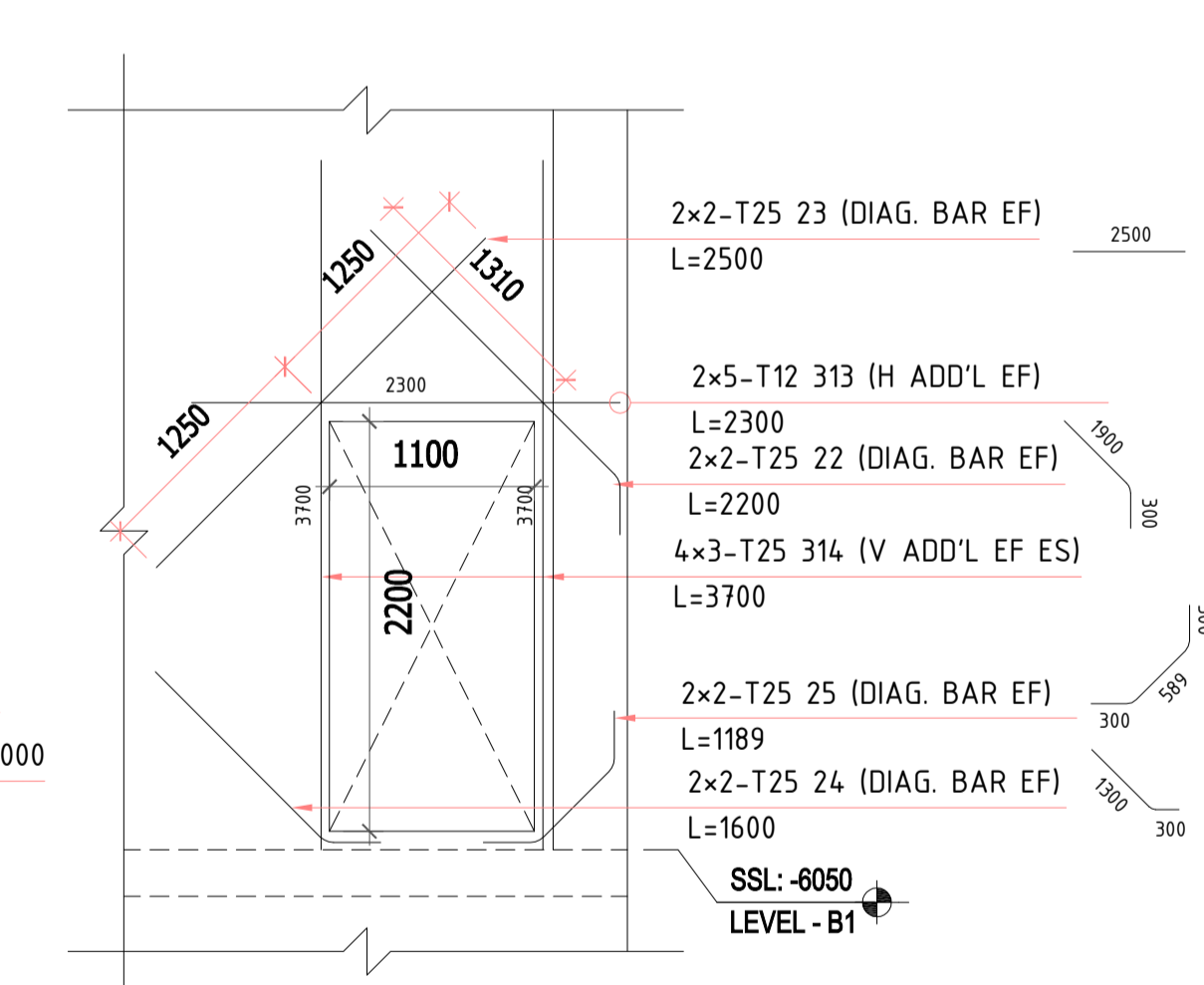
**SECTION-3 (CW205-C)**  
SCALE:1:35



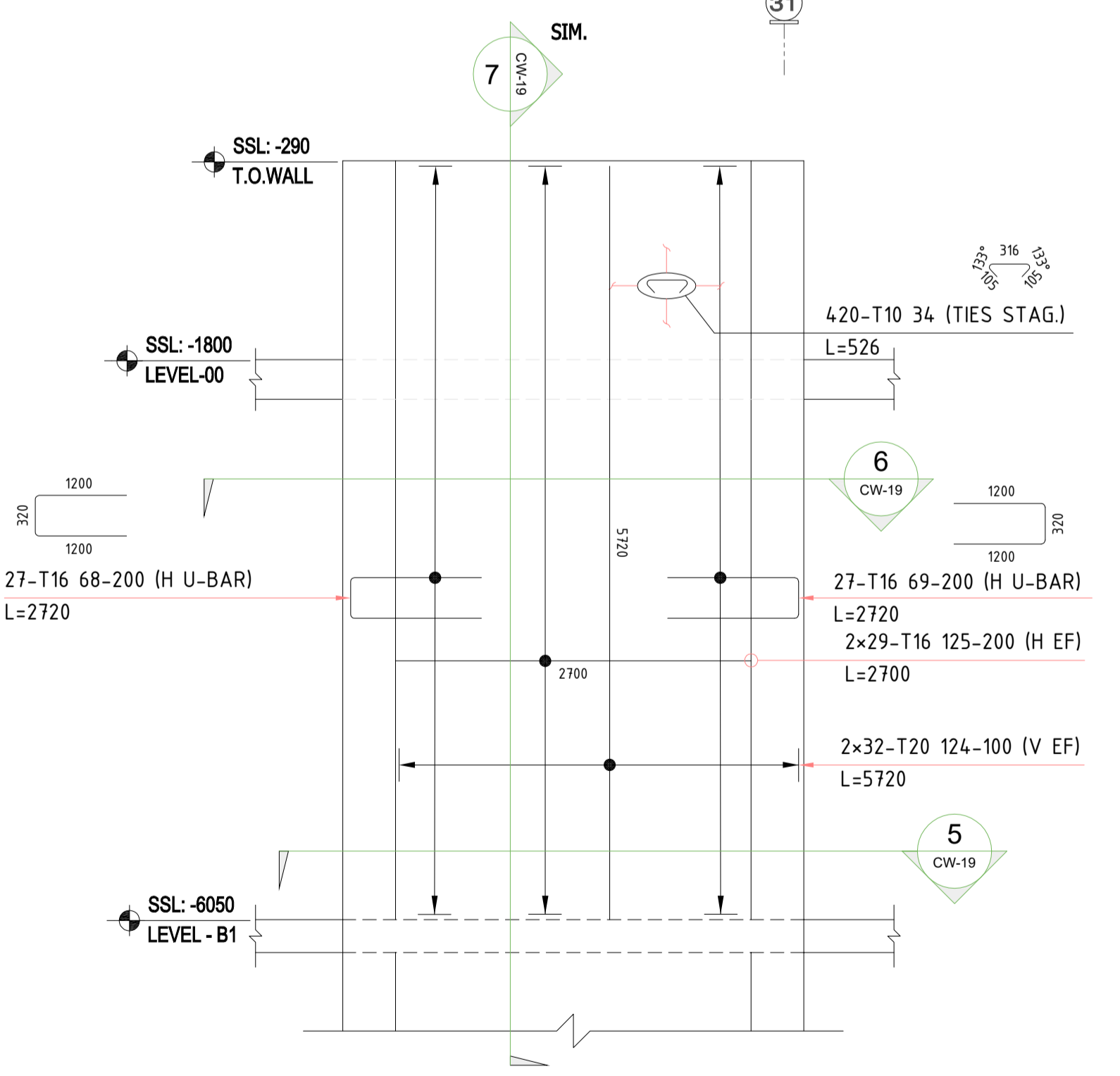
**SECTION-1 (CW205-A)**  
SCALE:1:35



**SECTION-4 (CW205-D)**  
SCALE:1:35

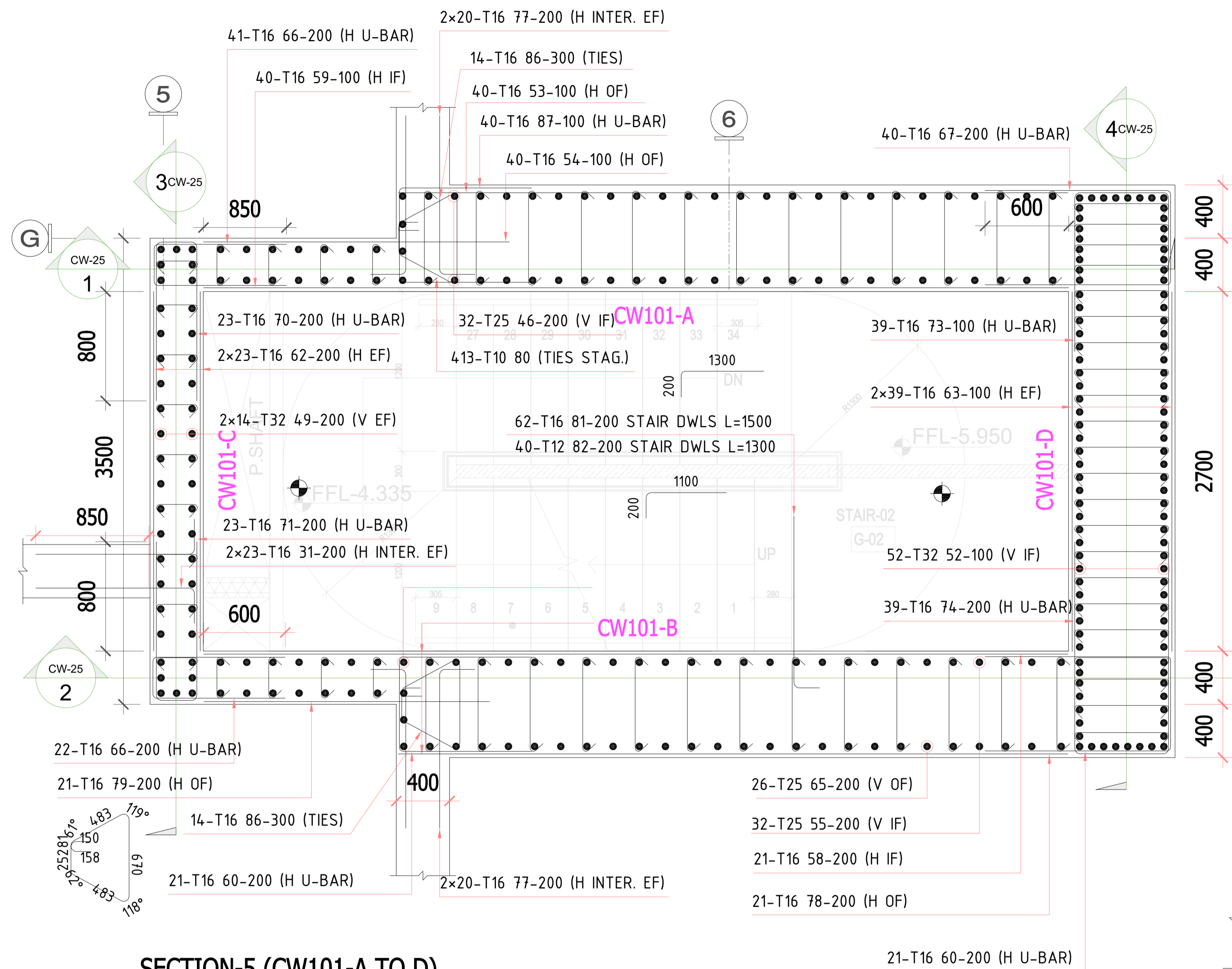


**SECTION-3 (CW205-C)**  
**OPENING ADD'L REINFORCEMENT DETAILS**  
SCALE:1:35

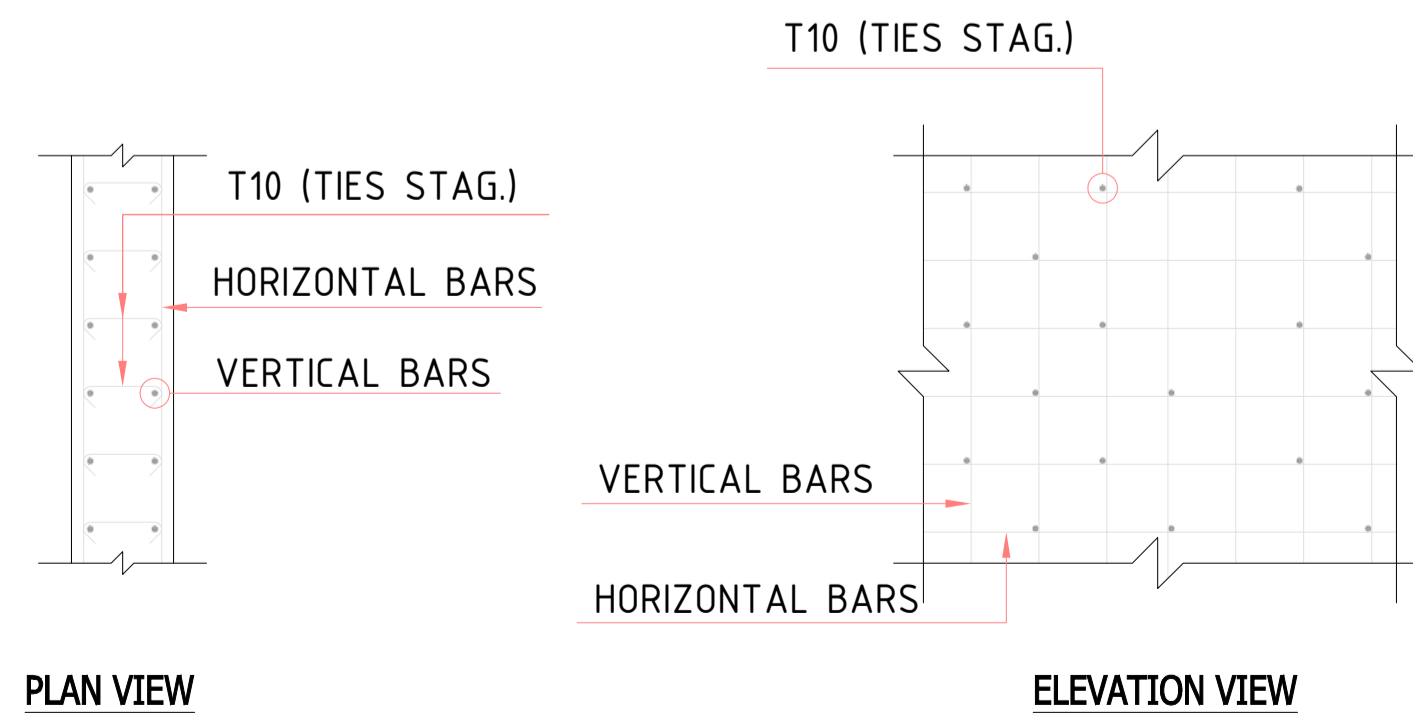


**SECTION-2 (CW205-B)**  
SCALE:1:35

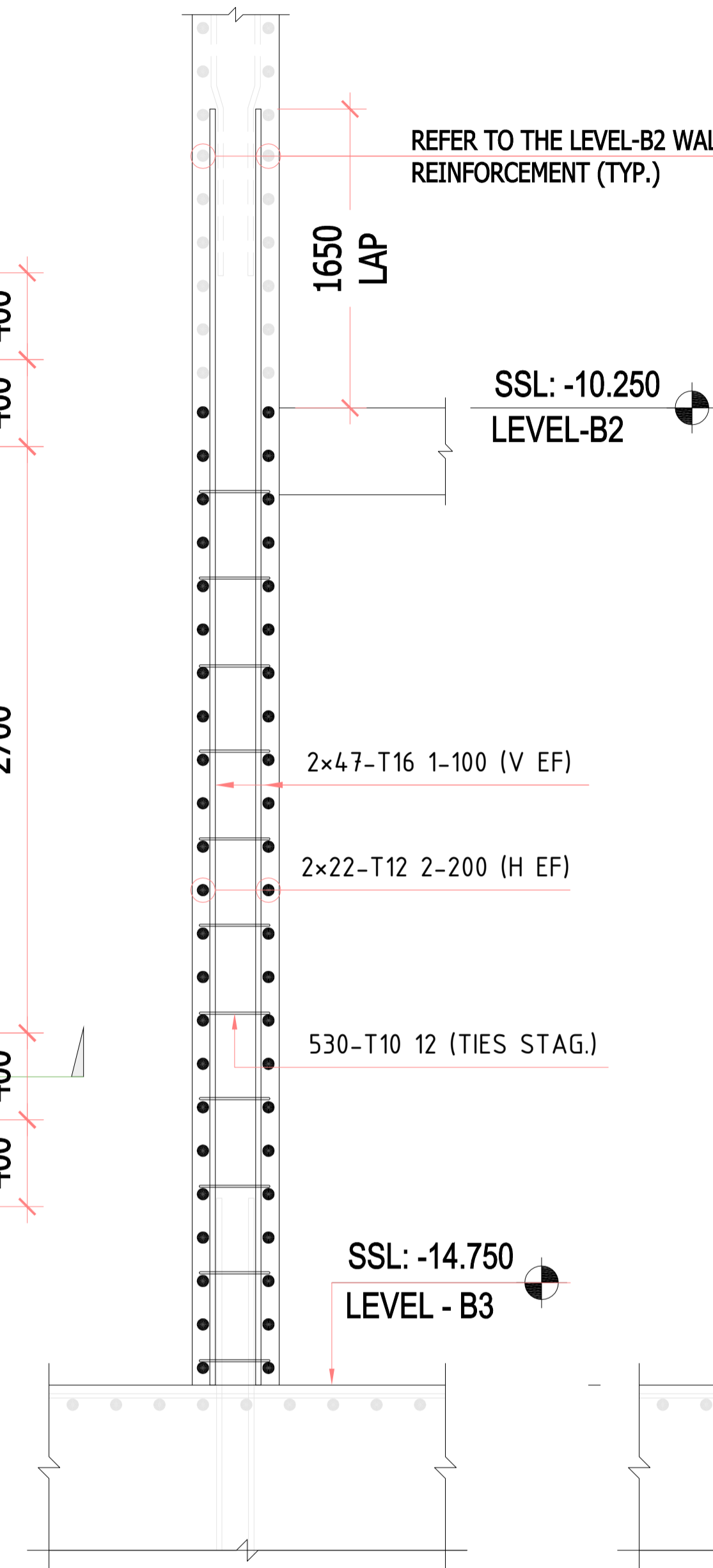




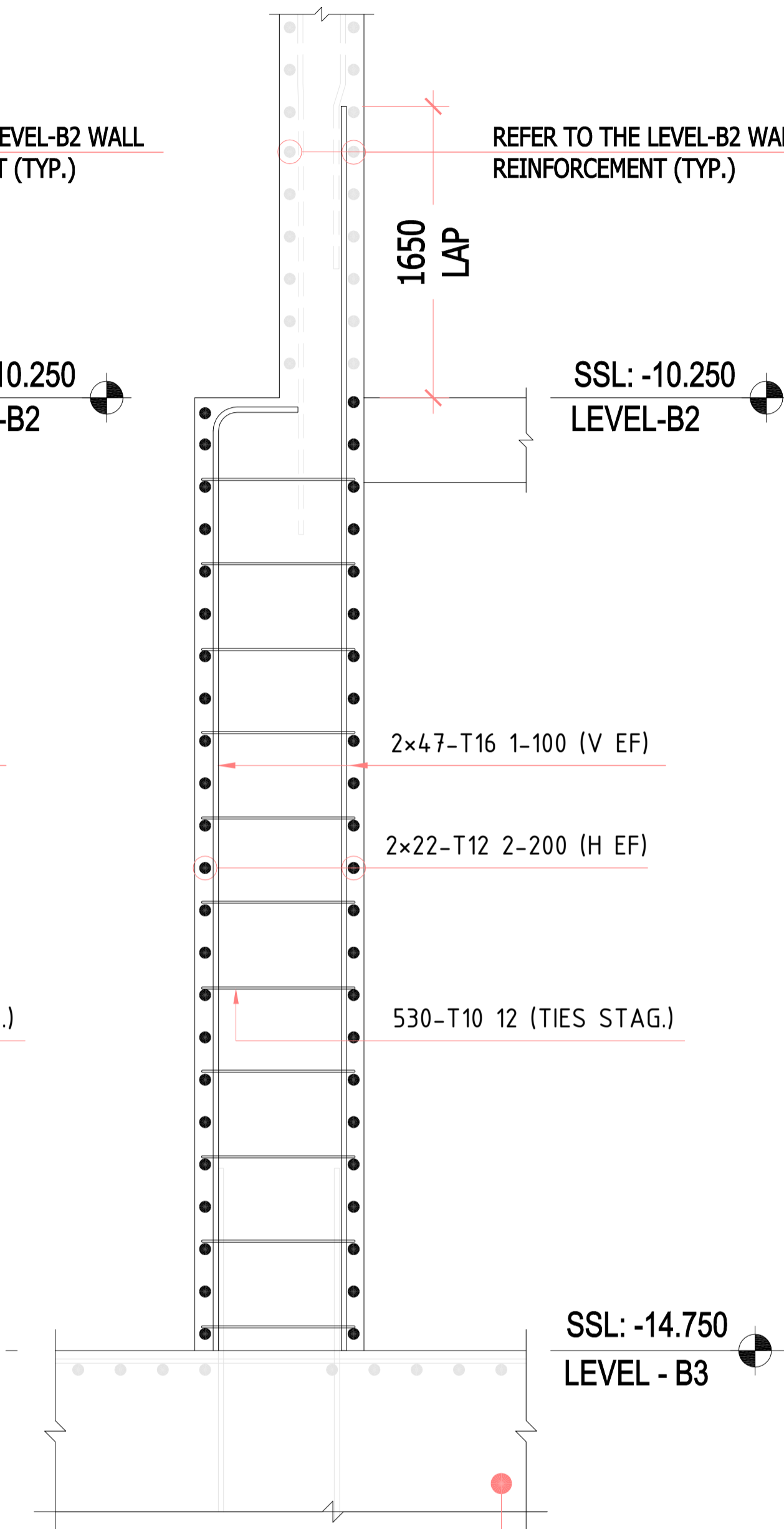
**SECTION-5 (CW101-A TO D)**  
SCALE-1:20



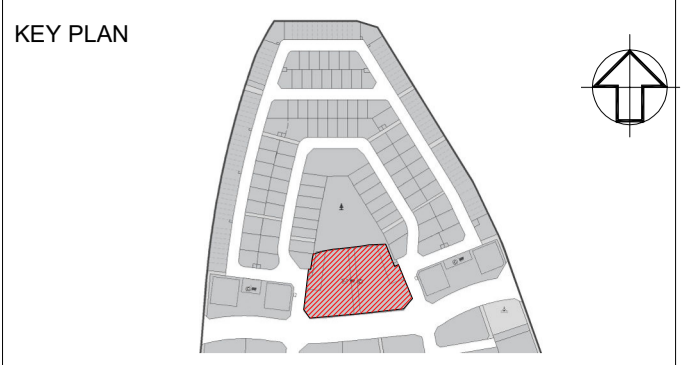
**WALL TIES ARRANGEMENT**



**SECTION-6**  
SCALE-1:30



**SECTION-7**  
SCALE-1:30



- NOTES**
- ALL DIMENSIONS ARE IN MM (UNO)
  - ALL LEVELS ARE IN METERS
  - NO DIMENSIONS TO BE SCALED OFF THE DRAWING
  - ONLY WRITTEN DIMENSIONS SHALL BE FOLLOWED
  - ALL DIMENSIONS AND LEVELS SHALL BE CHECKED AND VERIFIED
  - YIELD STRENGTH OF STEEL TO BE USED 460N/MM
  - CONCRETE GRADE = C60
  - LAPING SHOULD BE DONE IN STAGGERED MANNER AND AS PER LAP TABLE
  - CONCRETE COVER WALL FACE = 40MM
  - ALL MEP OPENINGS TO BE COORDINATED AS PER MEP SHOP DRAWINGS
  - ARCHITECTURAL DIMD +8.06 LVL
- LEGENDS:-**
- NO. OF BARS
  - T HIGH STRENGTH STEEL Y MILD STEEL
  - BAR DIA
  - BAR MARK
  - SPACING
  - BAR POSITION
  - BAR TOTAL LENGTH
  - COUPLER
  - ES = Each Side
  - EF = Each Face
  - HF = Horizontal bar
  - V = Vertical bar
  - T = Top bar
  - B = Bottom bar
  - F = Face bar
  - NF = Near Face
  - FF = Far Face
  - ADIC = Additional
  - DIAG = Diagonal
  - STG = Staggered

00	01/31/2026	Issued for Approval	EM
Revision	Date	Description	Approved
A		Approved	
B		Approved with Comments	
C		Revise and Resubmit	
D		Rejected	

STATUS: **SHOP DRAWINGS**

PROJECT: **MAG CITY - PHASE 2 DEVELOPMENT**

DEVELOPER: **MAG**

CLIENT: **MAG PARK**

CONSULTANT: **Dewan Architects + Engineers**

MEP CONSULTANT: **JDA JAWHAR & ASSOCIATES**

INTERIOR DESIGNER: **Intercon**

FLS CONSULTANT: **INFINITY**

LANDSCAPE CONSULTANT: **AESG**

ACOUSTIC CONSULTANT: **INFOSIGHT**

TRAFFIC CONSULTANT: **RAC**

KITCHEN & WASTE MANAGEMENT CONSULTANT: **MCTS**

SIGNAGE CONSULTANT: **BRIMAXX**

SECURITY CONSULTANT: **CONSQUARE CONSULTANCY**

MAIN CONTRACTOR: **中信建设 (阿联酋) 有限责任公司**

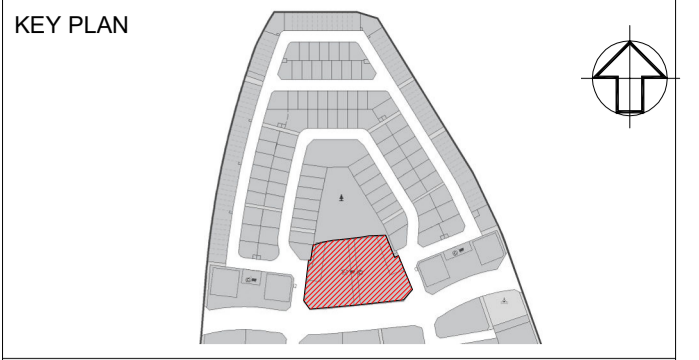
SUB-CONTRACTOR: **CITIC MIDDLE EAST CONTRACTING LLC**

LOCATION: **MEYDAN, DUBAI, U.A.E.**

DRAWING TITLE: **MU-01\_LEVEL B3 TO LEVEL B2 CW-101 REINFORCEMENT DETAILS SHEET-21**

DRAWN BY	CHECKED BY	APPROVED BY	DATE
CS			01/31/2026
JOB NO.	SHEET SIZE	SCALE	REV. NO.
A1	A1	1:20	00

DRAWING NO. **D2323-CIT-ST-PLN-MU-01-CW-024-R00**



- NOTES**
1. ALL DIMENSIONS ARE IN MM (UNO)
  2. ALL LEVELS ARE IN METERS
  3. NO DIMENSIONS TO BE SCALED OFF THE DRAWING.
  4. ONLY WRITTEN DIMENSIONS SHALL BE FOLLOWED
  5. ALL DIMENSIONS AND LEVELS SHALL BE CHECKED AND VERIFIED.
  6. YIELD STRENGTH OF STEEL TO BE USED 460N/MM
  7. CONCRETE GRADE = C60
  8. LAPING SHOULD BE DONE IN STAGGERED MANNER AND AS PER LAP TABLE.
  9. CONCRETE COVER WALL FACE - 40MM
  10. ALL MEP OPENINGS TO BE COORDINATED AS PER MEP SHOP DRAWINGS.
  11. ARCHITECTURAL DMD +8.06 LVL
- LEGENDS:-**
- NO. OF BARS: 22 T20-01-200-B1 L=10860
  - COUPLER: ES = Each Side, EF = Each Face, HF = Horizontal bar, V = Vertical bar, T = Top bar, B = Bottom bar, F = Face bar, NF = Near Face, AF = Far Face, ADIC = Additional, DIAG = Diagonal, STG = Staggered
  - T HIGH STRENGTH STEEL Y MLD STEEL
  - BAR DIA
  - BAR MARK
  - SPACING
  - BAR POSITION
  - BAR TOTAL LENGTH

Revision	Date	Issued for Approval	Description	EM
00	01/31/2026	Issued for Approval		Approved

Approval	Comments	Revise and Resubmit	Rejected
<b>A</b>		<b>C</b>	<b>D</b>

STATUS: **SHOP DRAWINGS**

PROJECT: **MAG CITY - PHASE 2 DEVELOPMENT**



CONSULTANT: **Dewan Architects + Engineers**  
 P.O. BOX 60990, Dubai, UAE  
 TEL: +974 24620210  
 FAX: +974 4 727096  
 www.dewan-architects.com

MEP CONSULTANT: **IDA IAN DANHAN & ASSOCIATES**  
 P.O. BOX 2111, Dubai, UAE  
 TEL: +974 4 3333333  
 FAX: +974 4 3333333  
 www.ida-architects.com

INTERIOR DESIGNER: **Intercon**

FLS CONSULTANT: **INFINITY MEP+S CONSULTANTS**

LANDSCAPE CONSULTANT: [Blank]

FACADE CONSULTANT: **AESG**

ACOUSTIC CONSULTANT: **INFOSIGHT IT - AV - SECURITY - ACOUSTICS CONSULTANCY**

TRAFFIC CONSULTANT: **RAC**

KITCHEN & WASTE MANAGEMENT CONSULTANT: **MCTS**

SIGNAGE CONSULTANT: **BRU/MAXX**

SECURITY CONSULTANT: **CONSPICUOUS CONSULTANTS**

MAIN CONTRACTOR: **中信建设 (阿联酋) 有限责任公司 CITIC MIDDLE EAST CONTRACTING LLC**

SUB-CONTRACTOR: [Blank]

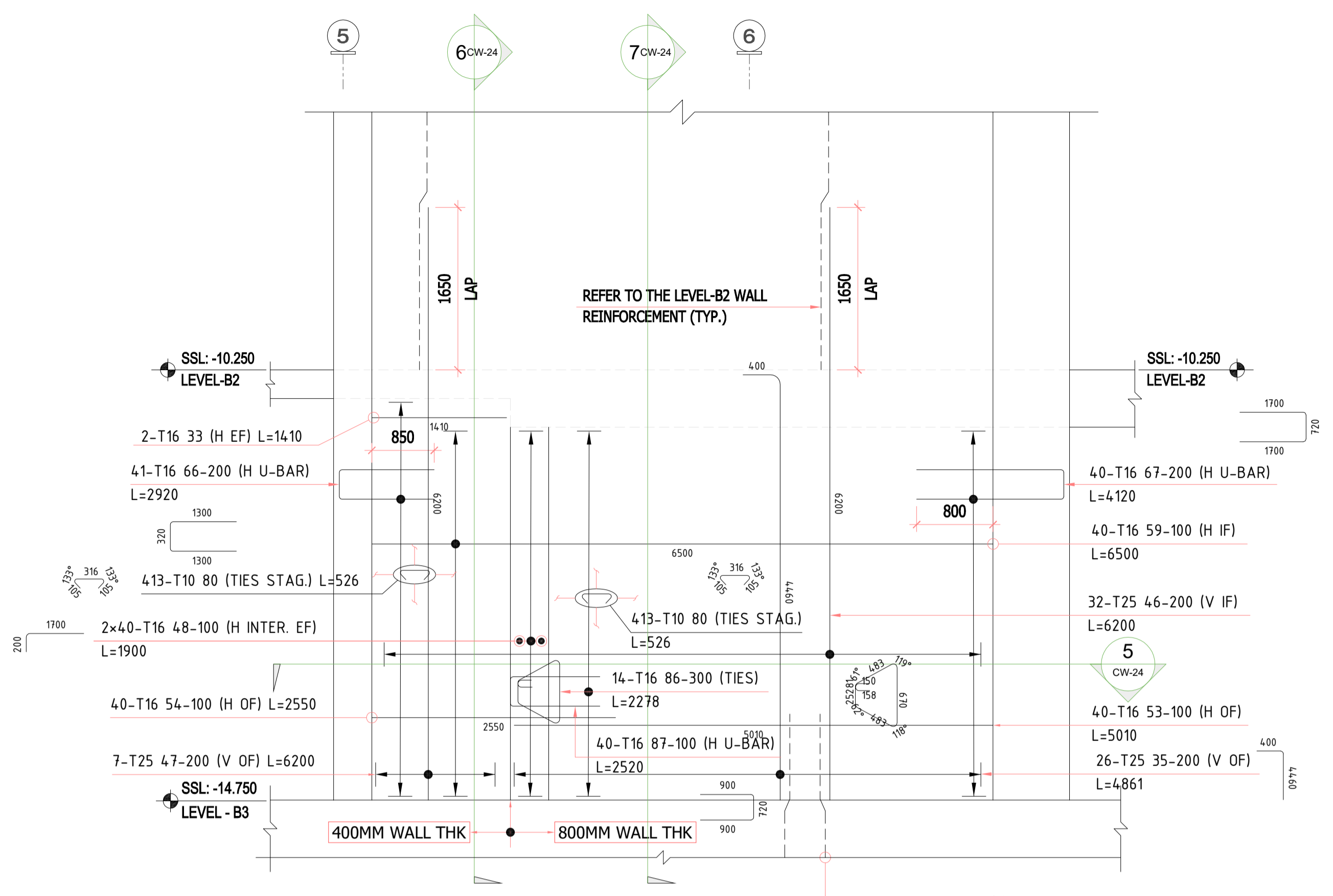
PLOT NUMBER: [Blank] LOCATION: MEYDAN, DUBAI, U.A.E.

DRAWING TITLE: **MU-01\_LEVEL B3 TO LEVEL B2 CW-101 REINFORCEMENT DETAILS SHEET-22**

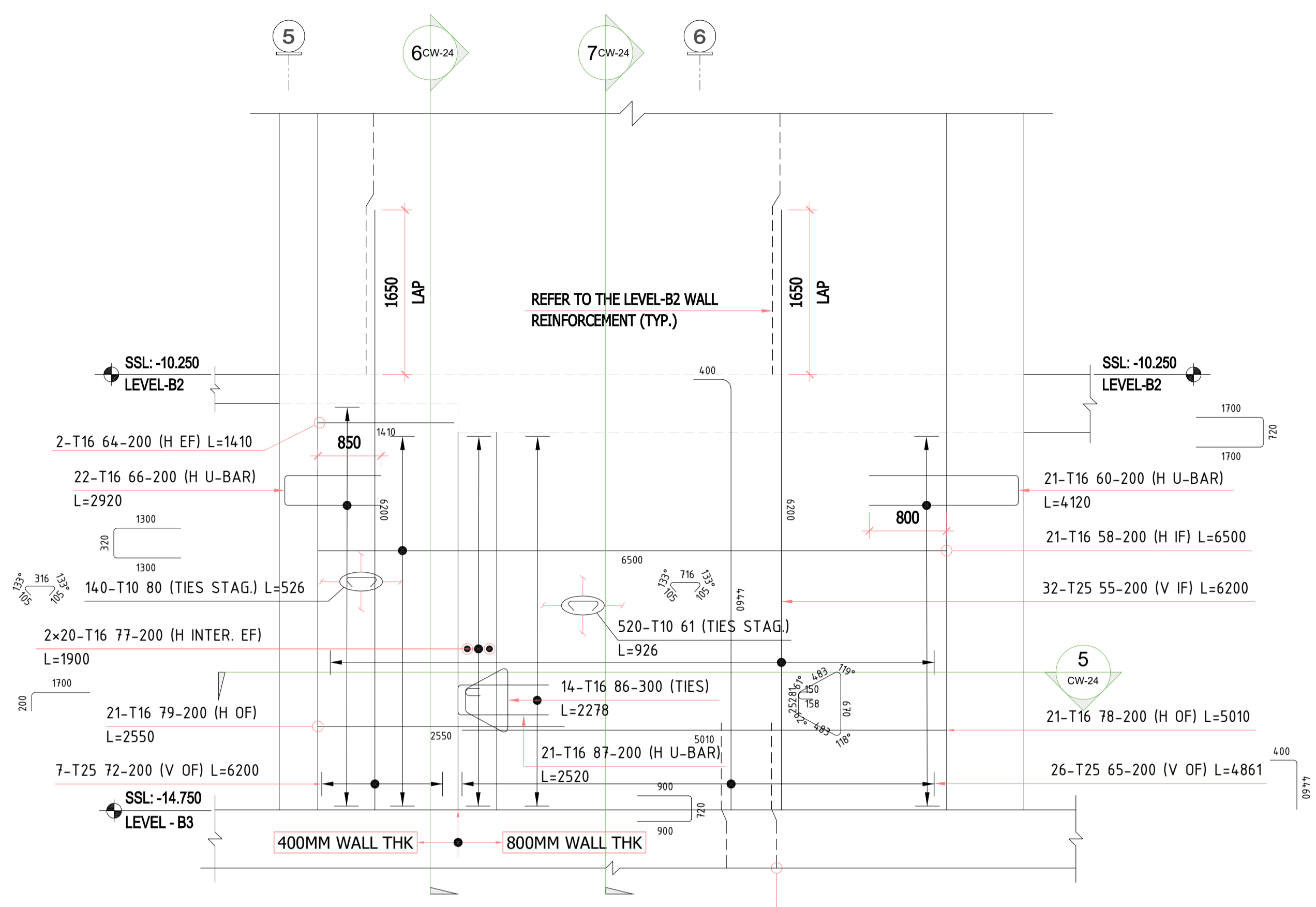
DRAWN BY	CHECKED BY	APPROVED BY	DATE
CS			01/31/2026

JOB NO.	SHEET SIZE	SCALE	REV. NO.
A1	140	1:40	00

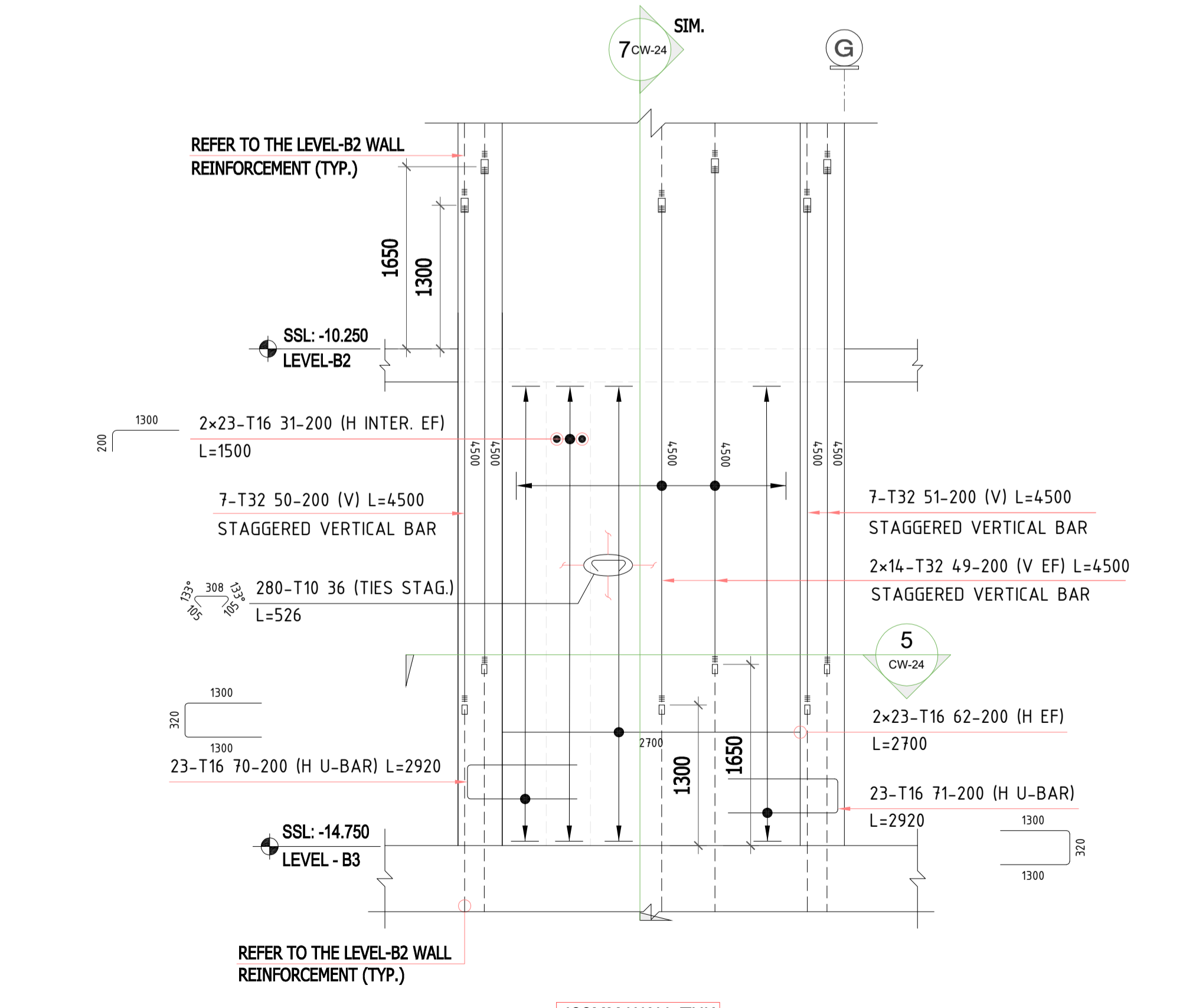
DRAWING NO. **D2323-CIT-ST-PLN-MU-01-CW-025-R00**



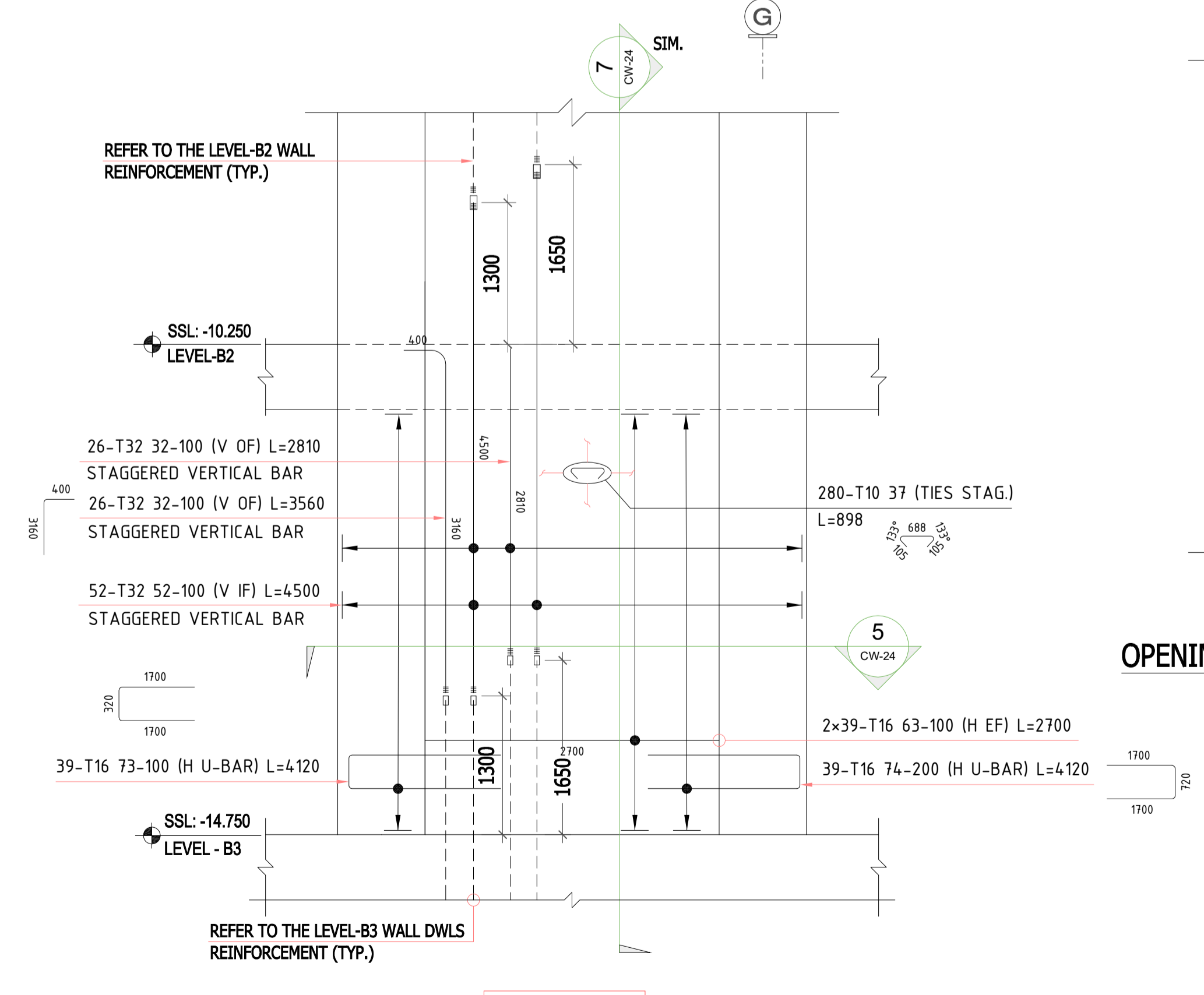
**SECTION-1 (CW101-A)**  
SCALE:1:35



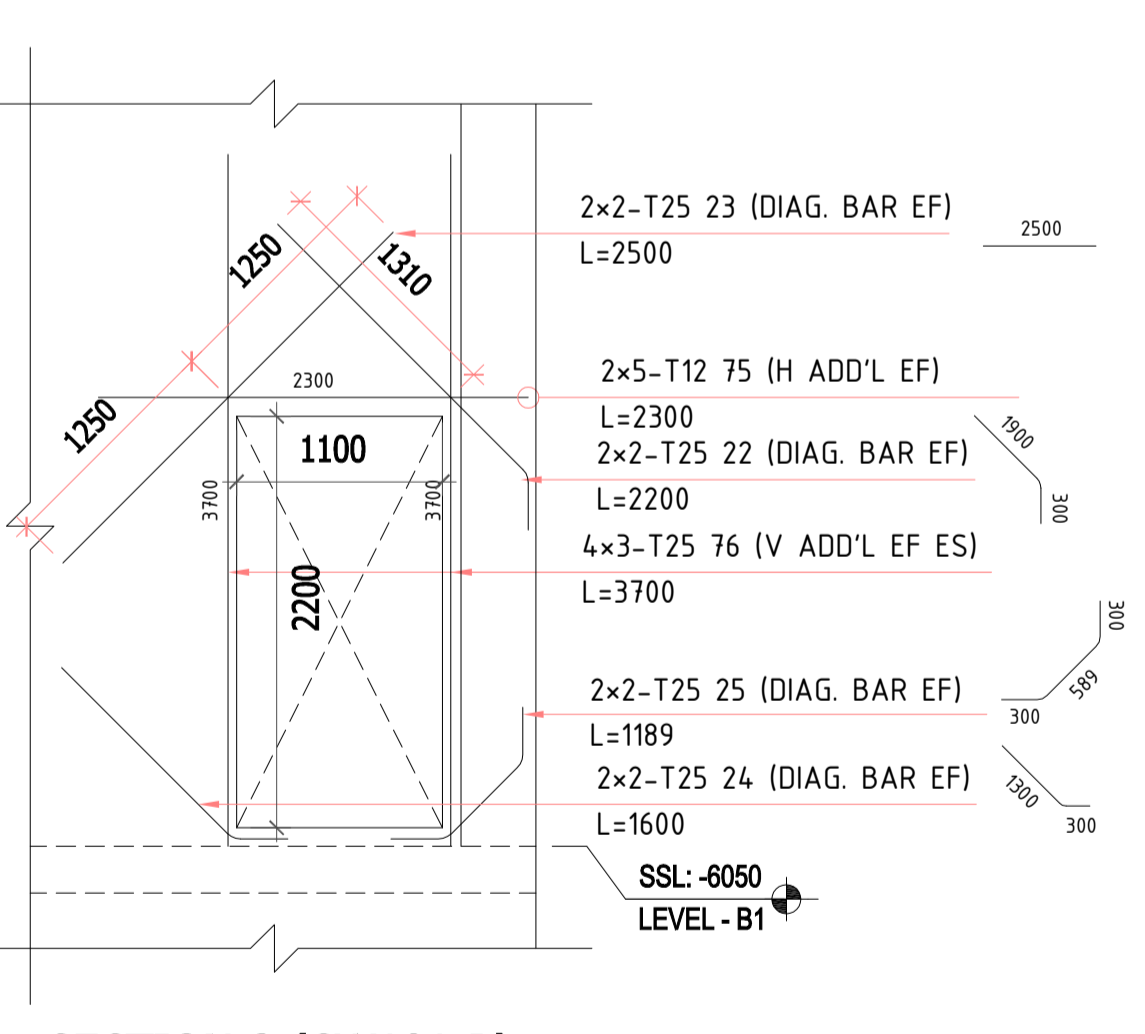
**SECTION-2 (CW101-B)**  
SCALE:1:35



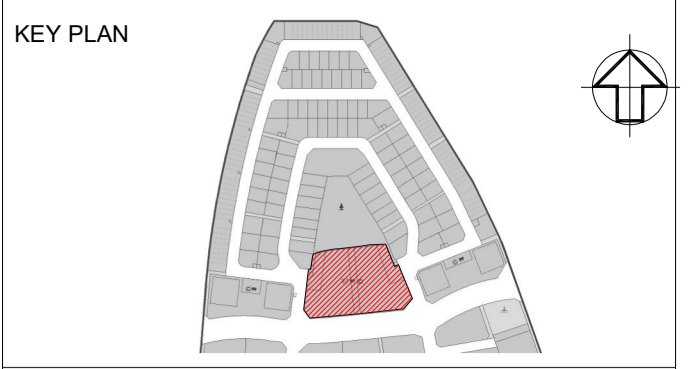
**SECTION-3 (CW101-C)**  
SCALE:1:35



**SECTION-4 (CW101-D)**  
SCALE:1:35



**SECTION-2 (CW101-B)**  
**OPENING ADD'L REINFORCEMENT DETAILS**  
SCALE:1:35



- NOTES**
1. ALL DIMENSIONS ARE IN MM (UNO)
  2. ALL LEVELS ARE IN METERS
  3. NO DIMENSIONS TO BE SCALED OFF THE DRAWING.
  4. ONLY WRITTEN DIMENSIONS SHALL BE FOLLOWED.
  5. ALL DIMENSIONS AND LEVELS SHALL BE CHECKED AND VERIFIED.
  6. YIELD STRENGTH OF STEEL TO BE USED 460N/MM
  7. CONCRETE GRADE = C60
  8. LAPING SHOULD BE DONE IN STAGGERED MANNER AND AS PER LAP TABLE.
  9. CONCRETE COVER WALL FACE - 40MM
  10. ALL MEP OPENINGS TO BE COORDINATED AS PER MEP SHOP DRAWINGS.
  11. ARCHITECTURAL DMD +8.06 LVL.
- LEGENDS:-**
- NO. OF BARS: 22 T20-01-200-B1 L=10860
  - COUPLER: ES = Each Side, EF = Each Face
  - T HIGH STRENGTH STEEL Y MILD STEEL: T = Top bar, B = Bottom bar
  - BAR DIA: F = Face bar, NF = Near Face
  - BAR MARK: ADD = Additional, DIAG = Diagonal
  - SPACING: BAR POSITION: STG = Staggered
  - BAR TOTAL LENGTH:

Revision	Date	Description	EM
00	01/31/2026	Issued for Approval	Approved

Approval	Comments	Revise and Resubmit	Rejected
A	B	C	D

STATUS: **SHOP DRAWINGS**

PROJECT: **MAG CITY - PHASE 2 DEVELOPMENT**



CONSULTANT: **Dewan Architects + Engineers**  
 P.O. BOX 60990, Dubai, UAE  
 TEL: +974 4 2420210  
 FAX: +974 4 7720986  
 www.dewan-architects.com

MEP CONSULTANT: **IDA IAN DANIHAN & ASSOCIATES**  
 P.O. BOX 2714, Dubai, UAE  
 TEL: +974 4 3333333  
 FAX: +974 4 3333333  
 www.ida-ian.com

INTERIOR DESIGNER: **Intercon**

FLS CONSULTANT: **INFINITY MEP+S CONSULTANTS**

LANDSCAPE CONSULTANT

FACADE CONSULTANT: **AESG**

ACOUSTIC CONSULTANT: **INFOSIGHT IT . AV . SECURITY . ACOUSTICS CONSULTANCY**

TRAFFIC CONSULTANT: **RAC**

KITCHEN & WASTE MANAGEMENT CONSULTANT: **MCTS**

SIGNAGE CONSULTANT: **BRU/MAXX**

SECURITY CONSULTANT: **CONSQUARE CONSULTANCY**

MAIN CONTRACTOR: **中信建设 (阿联酋) 有限责任公司 CITIC MIDDLE EAST CONTRACTING LLC**

SUB - CONTRACTOR

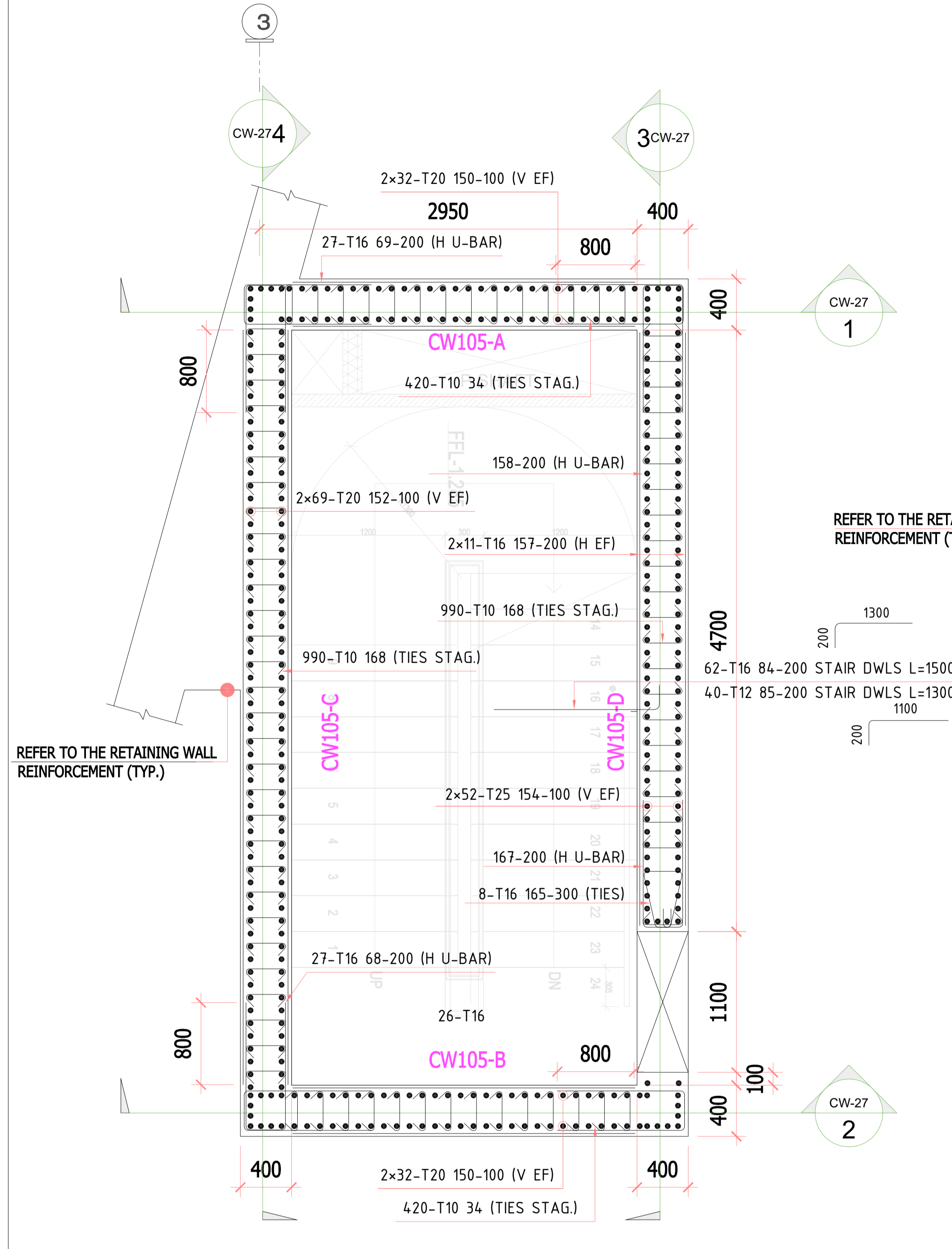
PLOT NUMBER: LOCATION: MEYDAN, DUBAI, U.A.E.

DRAWING TITLE: **MU-01\_LEVEL B3 TO LEVEL B2 CW-101 REINFORCEMENT DETAILS SHEET-23**

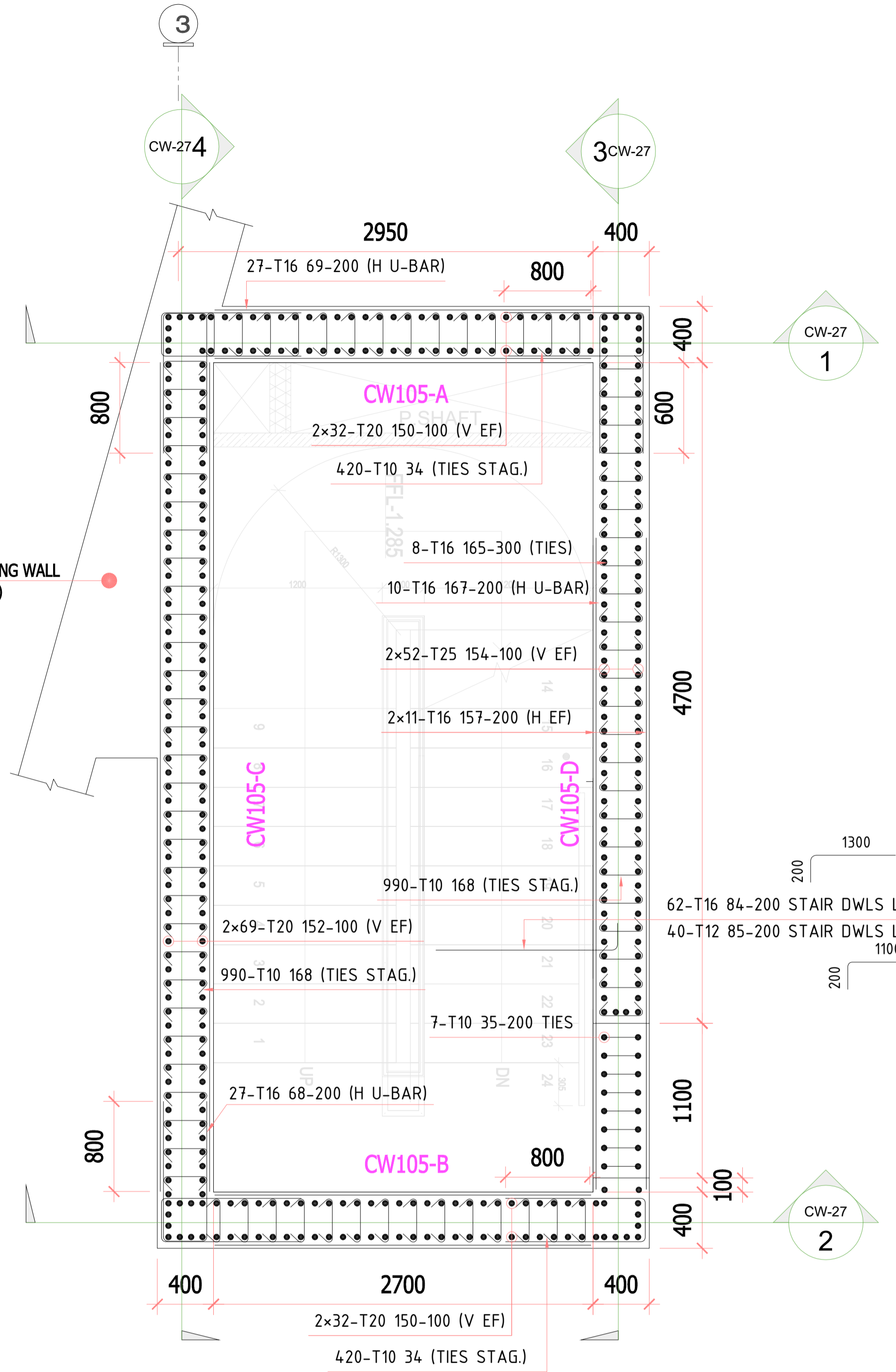
DRAWN BY	CHECKED BY	APPROVED BY	DATE
CS			01/31/2026

JOB NO.	SHEET SIZE	SCALE	REV. NO.
	A1	1:25	00

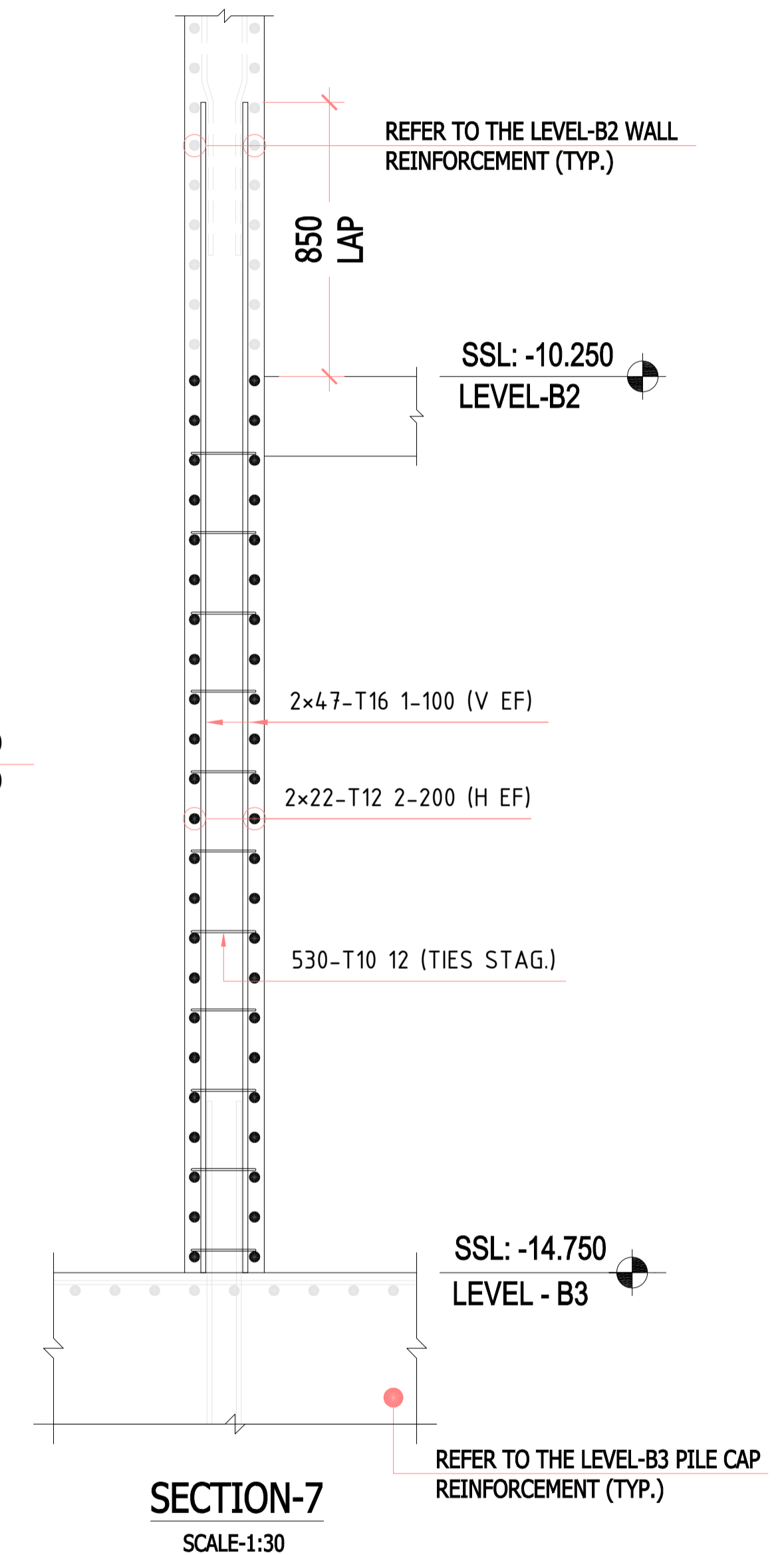
DRAWING NO. **D2323-CIT-ST-PLN-MU-01-CW-026-R00**



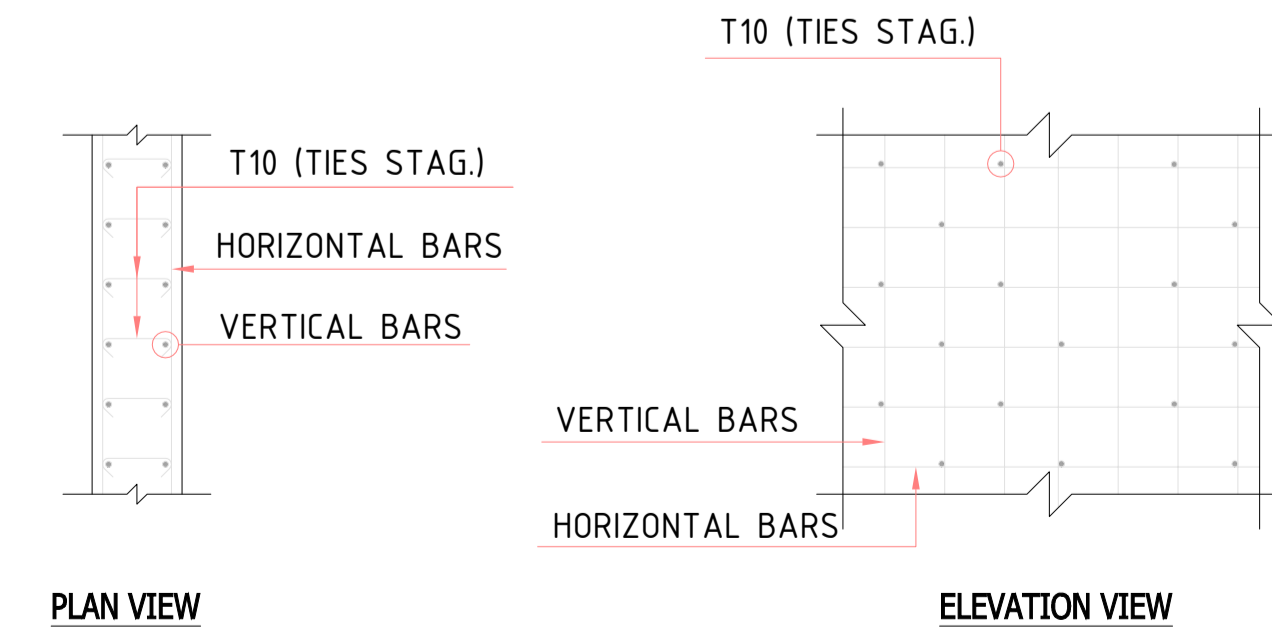
**SECTION-5 (CW105-A TO D)**  
SCALE:1:25



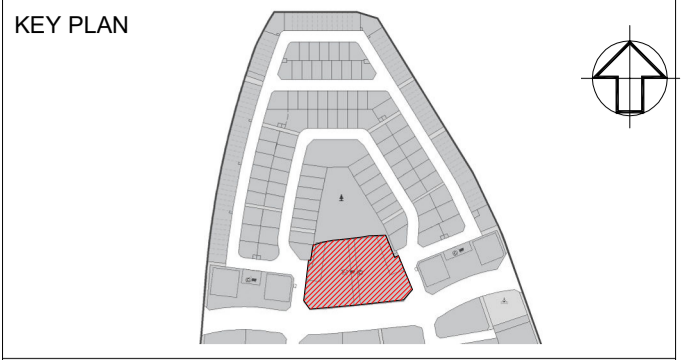
**SECTION-6 (CW105-A TO D)**  
SCALE:1:25



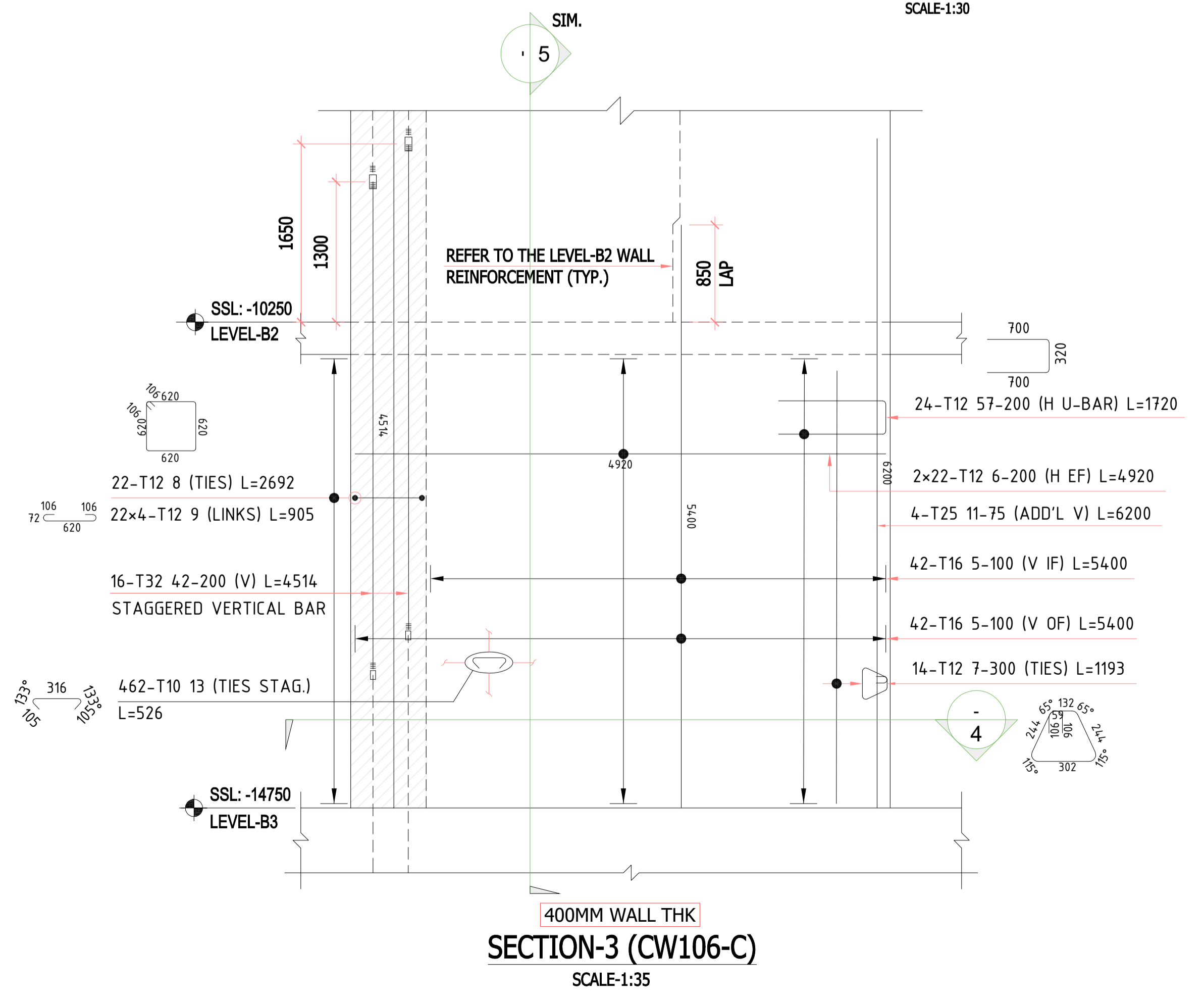
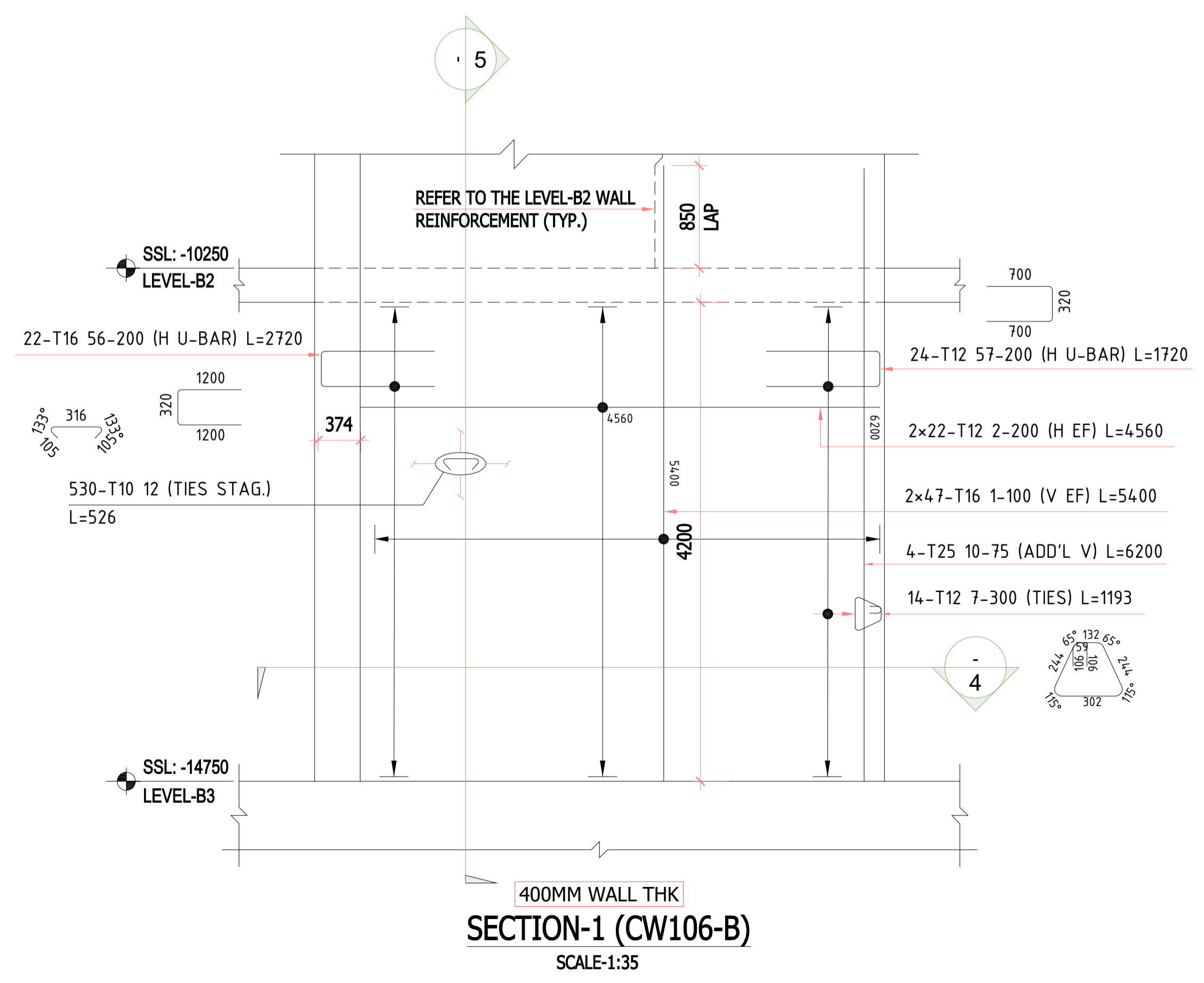
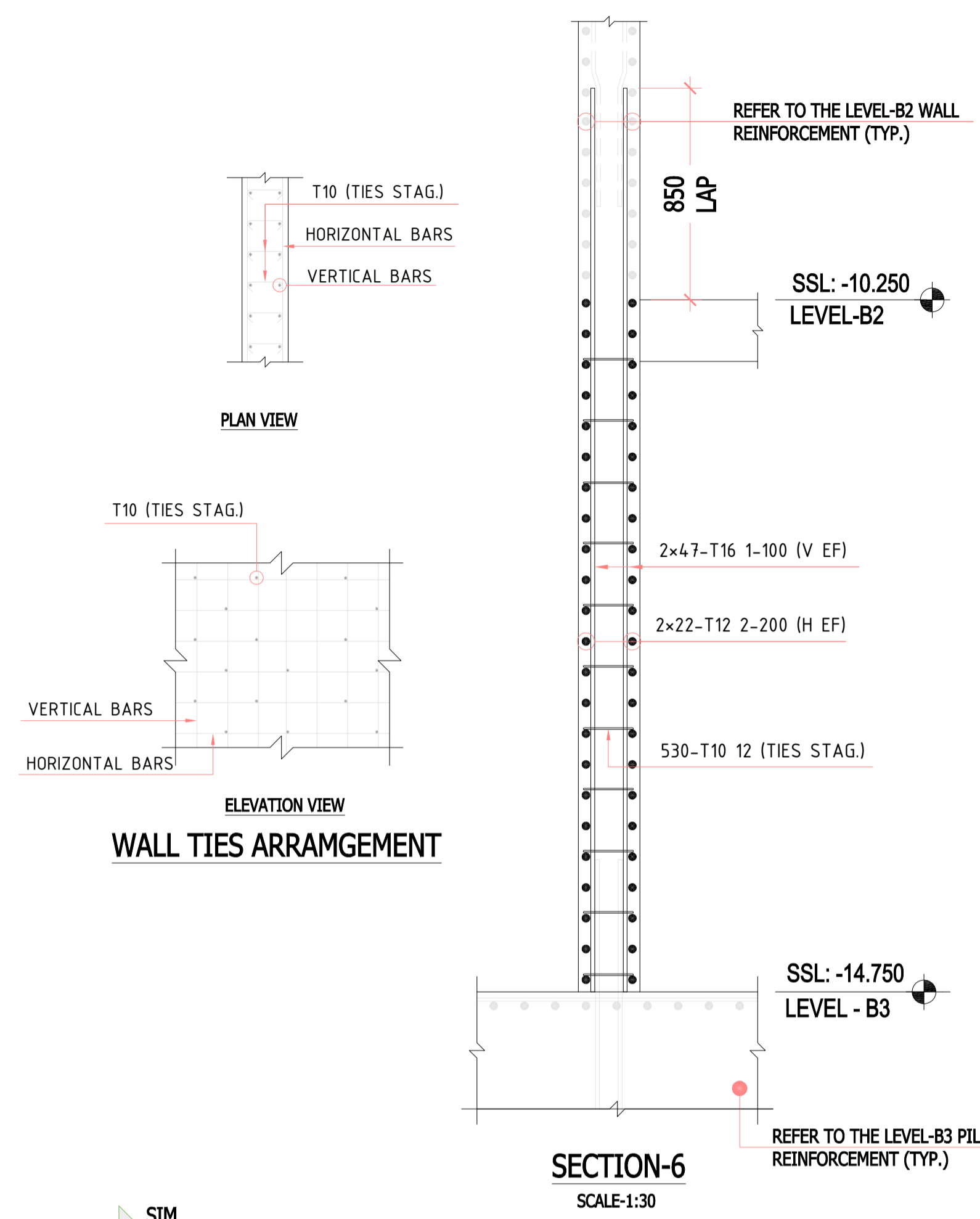
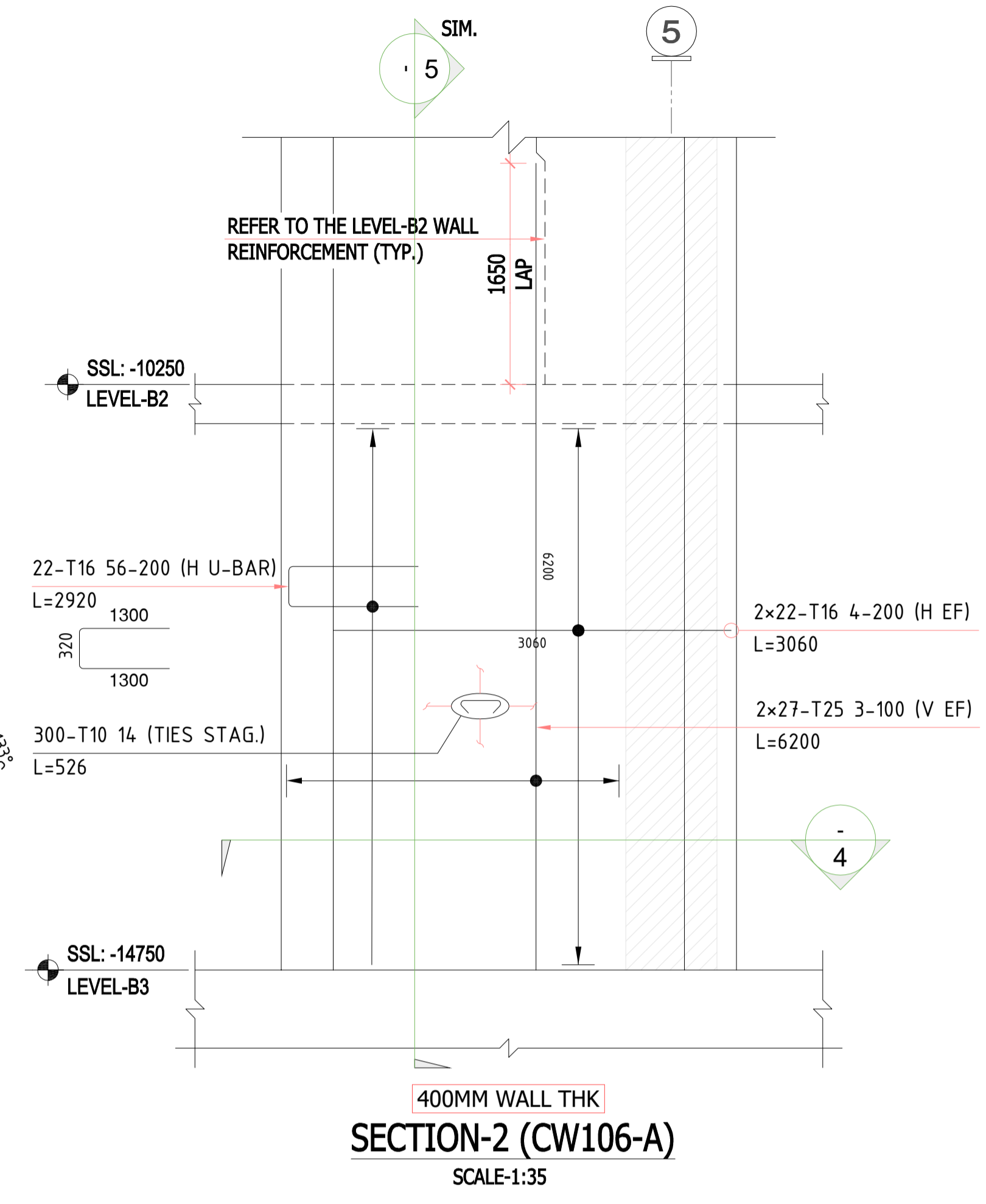
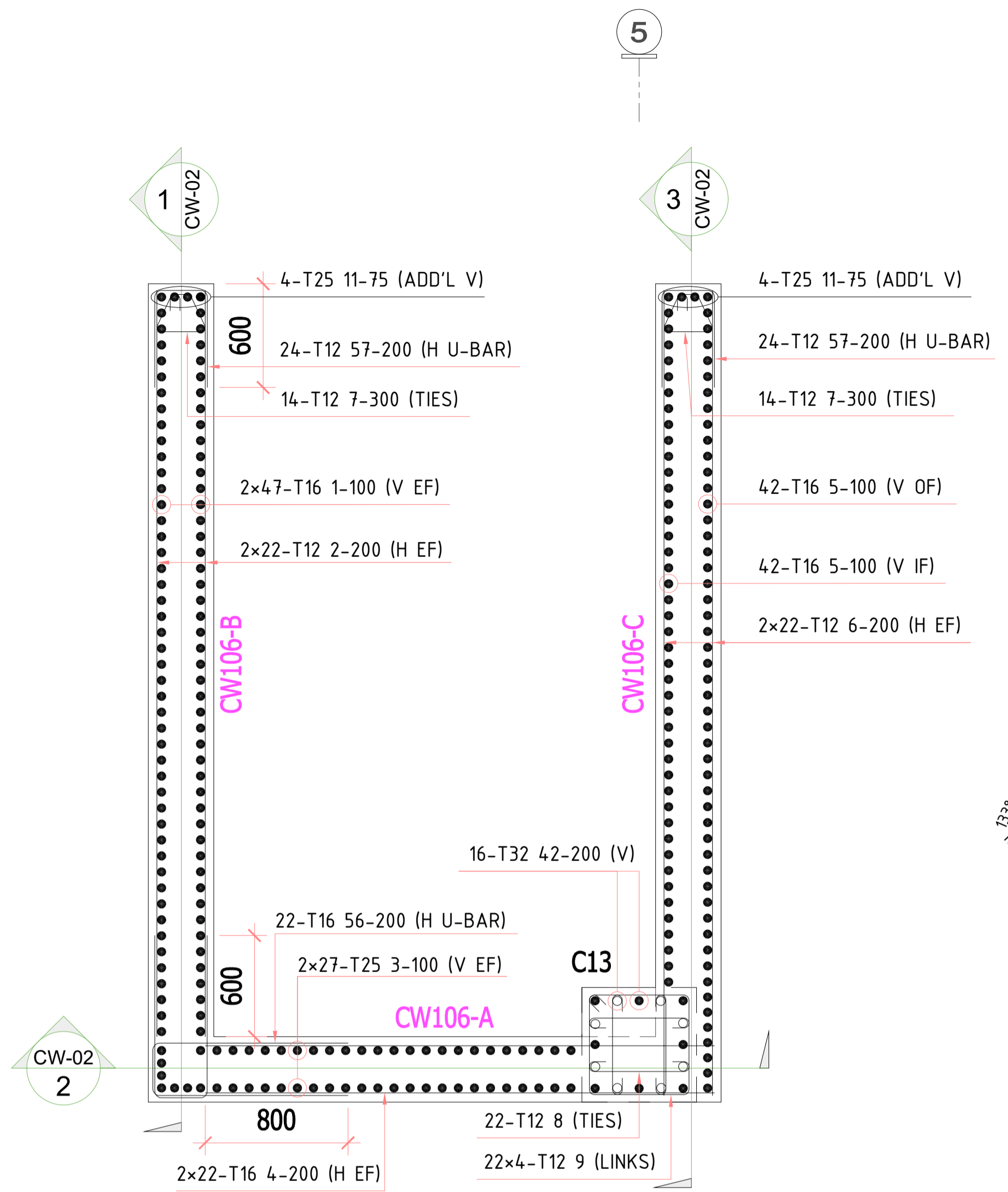
**SECTION-7**  
SCALE:1:30



**WALL TIES ARRANGEMENT**



- NOTES**
1. ALL DIMENSIONS ARE IN MM (UNO)
  2. ALL LEVELS ARE IN METERS
  3. NO DIMENSIONS TO BE SCALED OFF THE DRAWING.
  4. ONLY WRITTEN DIMENSIONS SHALL BE FOLLOWED
  5. ALL DIMENSIONS AND LEVELS SHALL BE CHECKED AND VERIFIED.
  6. YIELD STRENGTH OF STEEL TO BE USED 460N/MM
  7. CONCRETE GRADE = C30
  8. LAPING SHOULD BE DONE IN STAGGERED MANNER AND AS PER LAP TABLE.
  9. CONCRETE COVER WALL FACE = 40MM
  10. ALL MEP OPENINGS TO BE COORDINATED AS PER MEP SHOP DRAWINGS.
  11. ARCHITECTURAL DMD +8.06 LVL
- LEGENDS:-**
- NO. OF BARS
  - T HIGH STRENGTH
  - STEEL Y MILD STEEL
  - BAR DIA
  - BAR MARK
  - SPACING
  - BAR POSITION
  - BAR TOTAL LENGTH
  - COUPLER
  - ES = Each Side
  - EF = Each Face
  - H = Horizontal bar
  - V = Vertical bar
  - T = Top bar
  - B = Bottom bar
  - F = Face bar
  - NF = Near Face
  - ADD = Additional
  - DIAG = Diagonal
  - STG = Staggered



Revision	Date	Issued for Approval	Description	EM
00	01/31/2026	Issued for Approval		Approved
A		Approved		Approved
B		Approved with Comments		Rejected
C		Revise and Resubmit		Rejected
D		Rejected		Rejected

**STATUS:** SHOP DRAWINGS

**PROJECT:** MAG CITY - PHASE 2 DEVELOPMENT

**DEVELOPER:** MAG

**CLIENT:** MAG PARK

**CONSULTANT:** Dewan Architects + Engineers  
P.O. BOX 60990, Dubai, UAE  
TEL: +971 4 2462010  
FAX: +971 4 7720986  
www.dewan-architects.com

**MEP CONSULTANT:** IIDA IAN DANHANG & ASSOCIATES

**INTERIOR DESIGNER:** Intercon®

**FLS CONSULTANT:** INFINITY MEP+S CONSULTANTS

**LANDSCAPE CONSULTANT:**

**FACADE CONSULTANT:** AESG

**ACOUSTIC CONSULTANT:** INFOSIGHT IT - AV - SECURITY - ACOUSTICS CONSULTANCY

**TRAFFIC CONSULTANT:** RAC

**KITCHEN & WASTE MANAGEMENT CONSULTANT:** MCTS

**SIGNAGE CONSULTANT:** BRIMAXX

**SECURITY CONSULTANT:** CONSQUARE CONSULTANCY CERTIFIED CONSULTANTS

**MAIN CONTRACTOR:** CITIC MIDDLE EAST CONTRACTING LLC

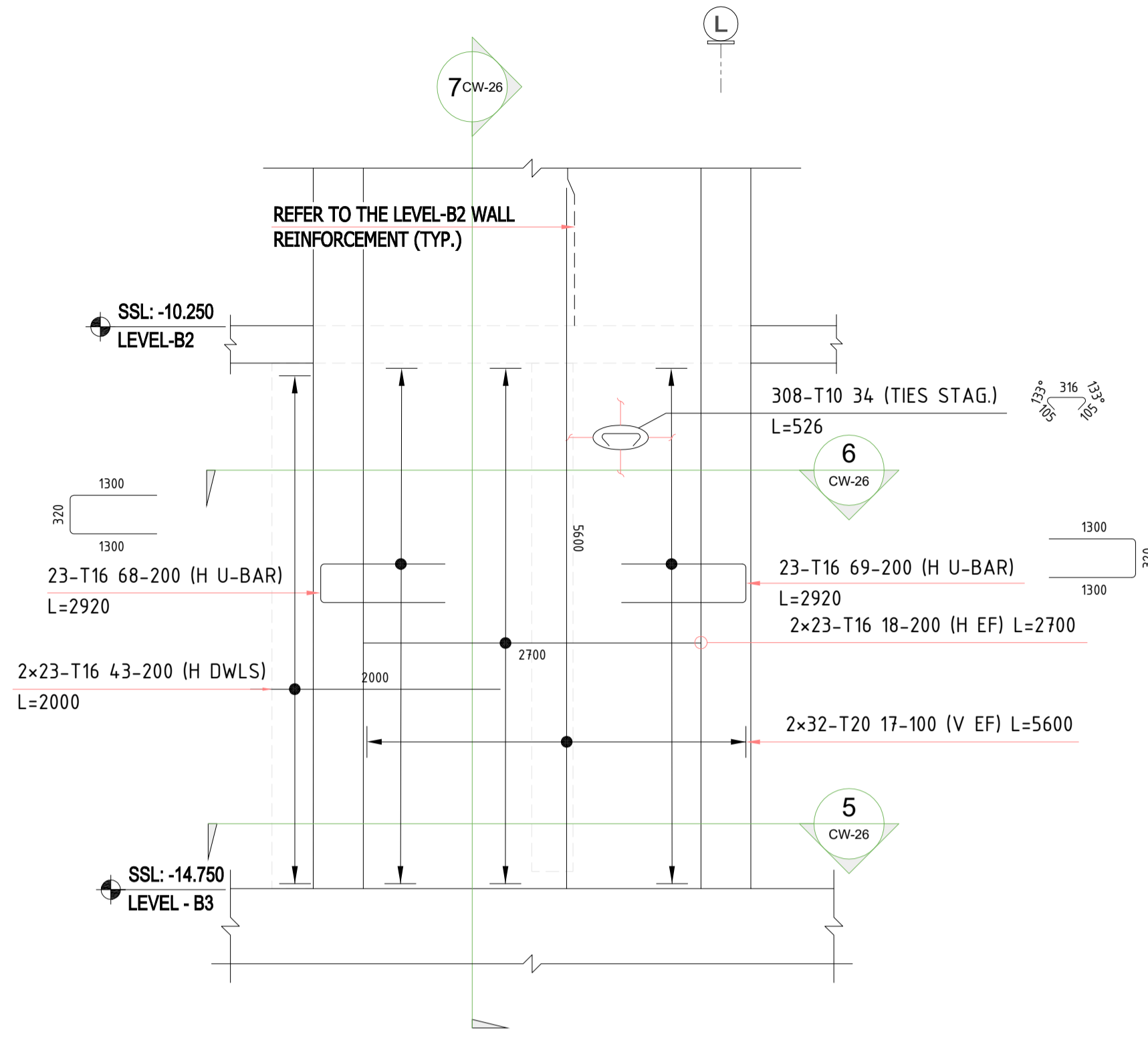
**SUB - CONTRACTOR:**

**PLOT NUMBER:** LOCATION MEYDAN, DUBAI, U.A.E.

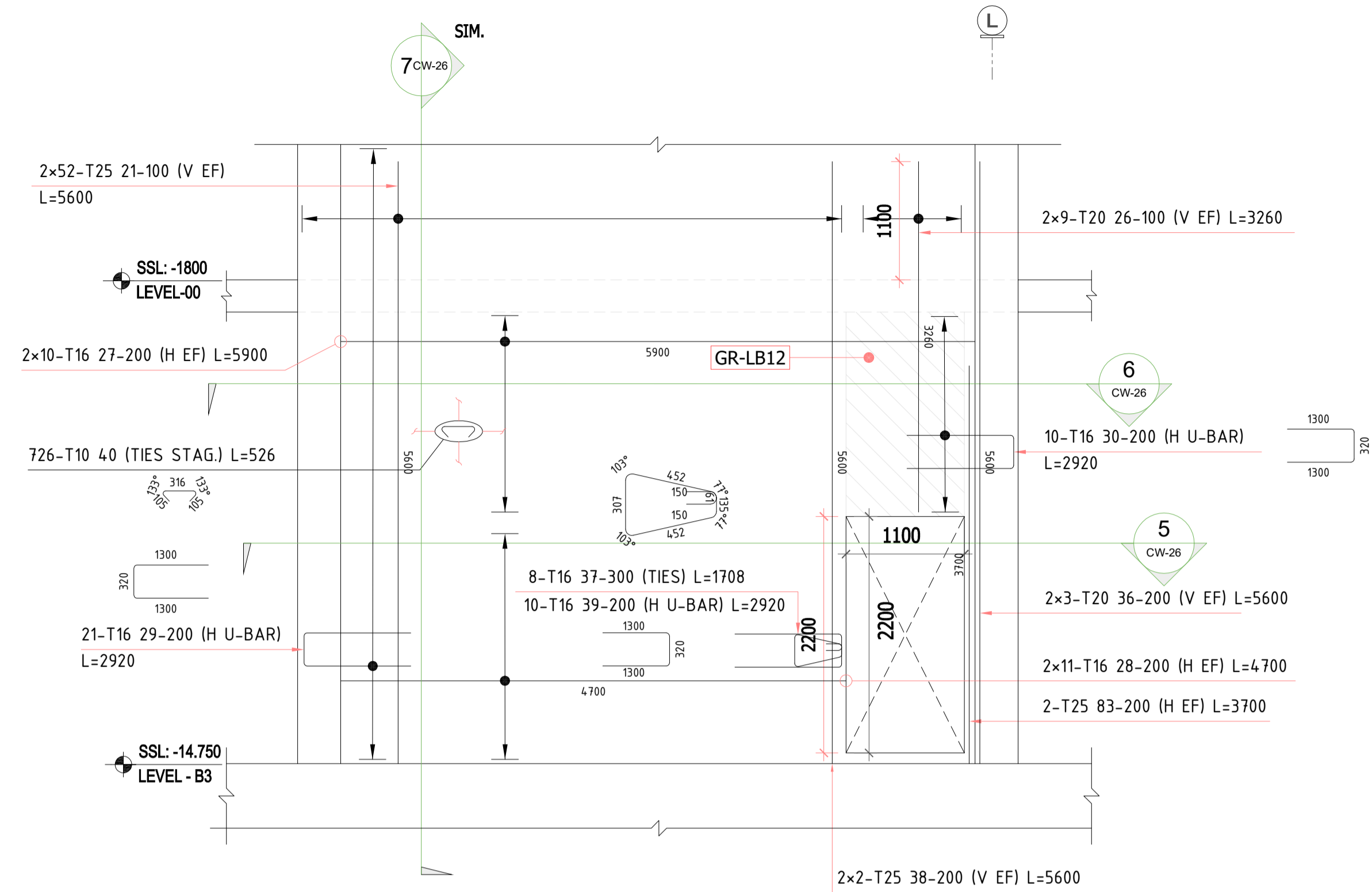
**DRAWING TITLE:** MU-01\_LEVEL B3 TO LEVEL B2 CW-106 REINFORCEMENT DETAILS SHEET-25

DRAWN BY	CHECKED BY	APPROVED BY	DATE
CS			01/31/2026
JOB NO.	SHEET SIZE	SCALE	REV. NO.
	A1	1:35	00

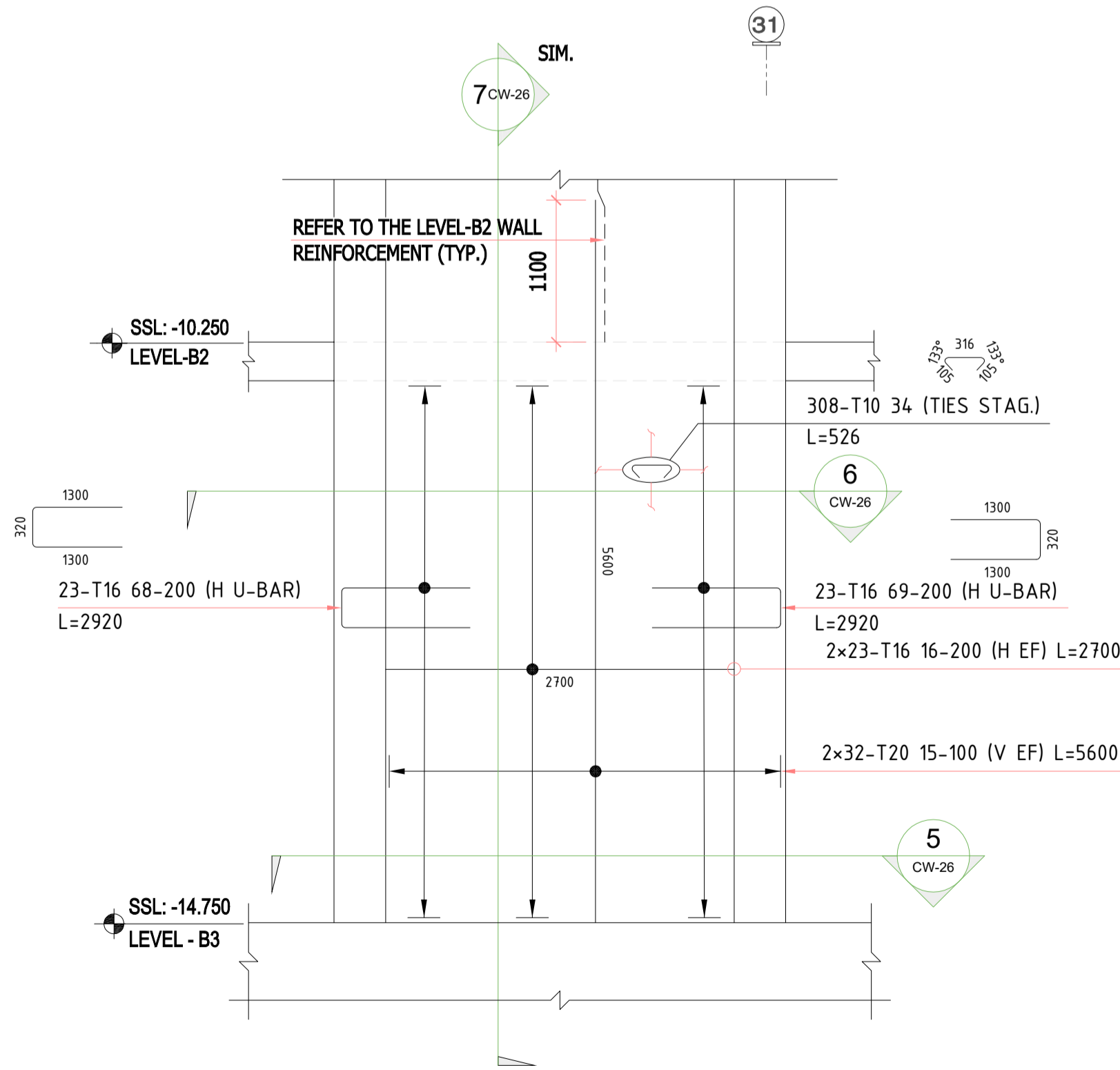
**DRAWING NO. D2323-CIT-ST-PLN-MU-01-CW-028-R00**



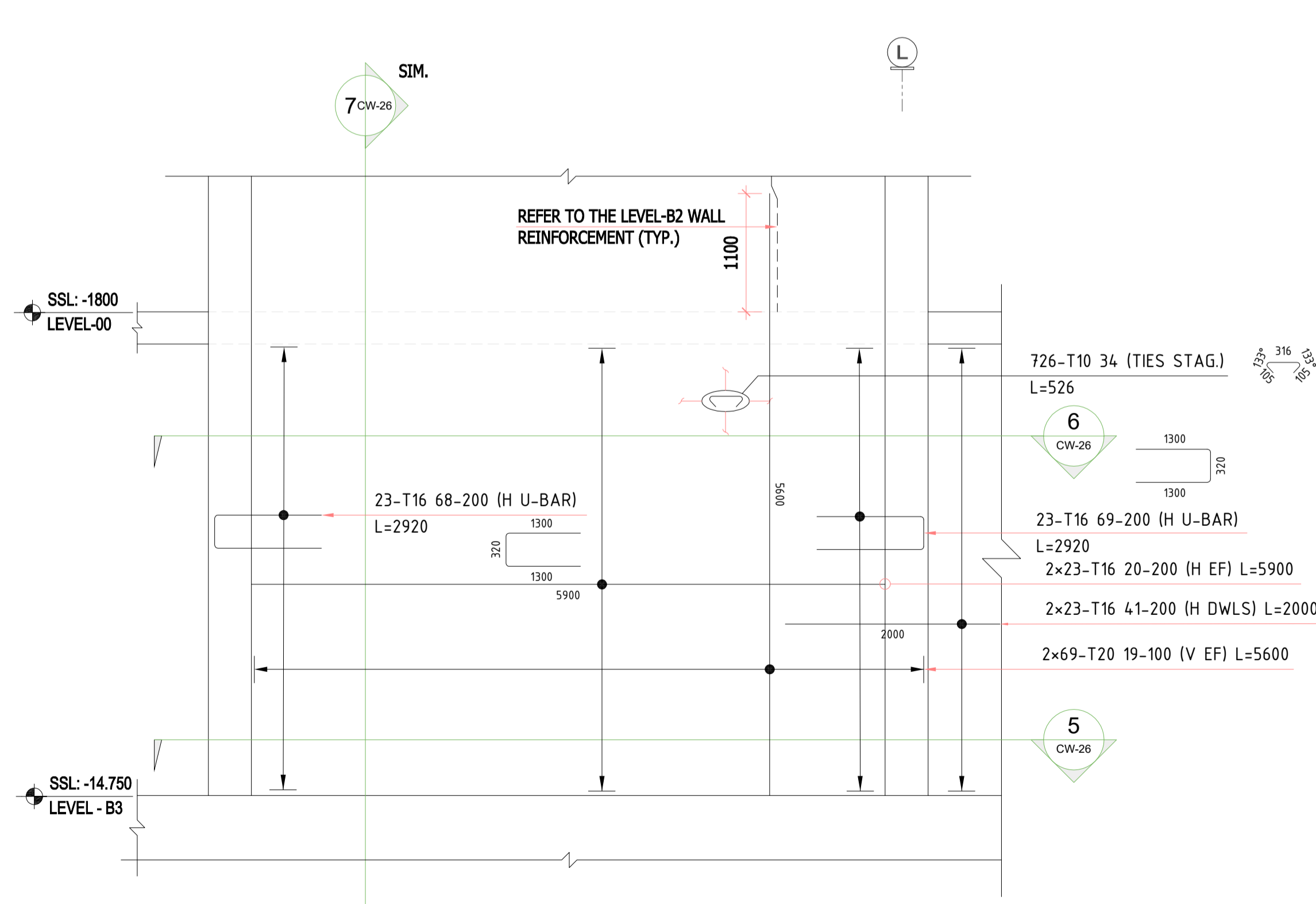
400MM WALL THK  
SECTION-1 (CW105-A)  
SCALE:1:35



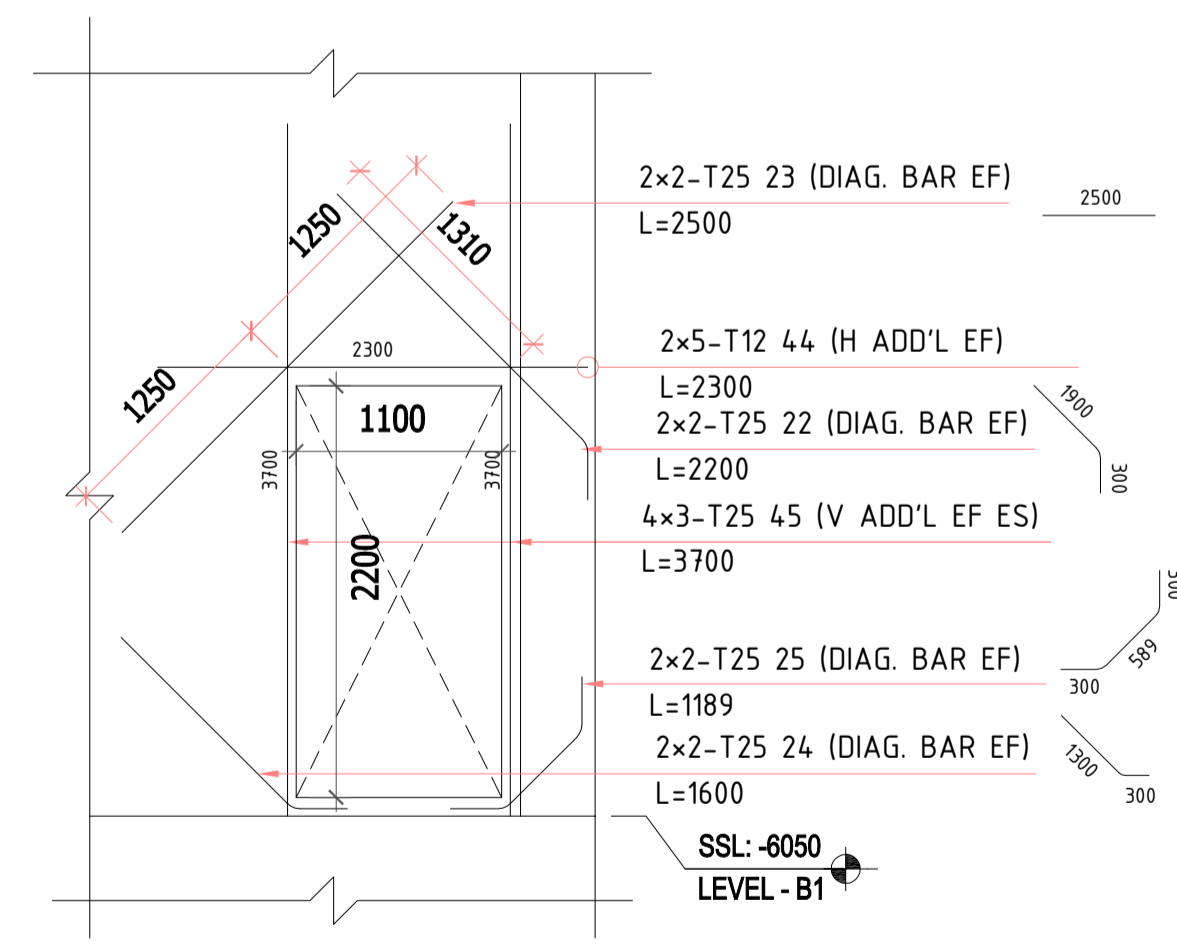
400MM WALL THK  
SECTION-3 (CW105-C)  
SCALE:1:35



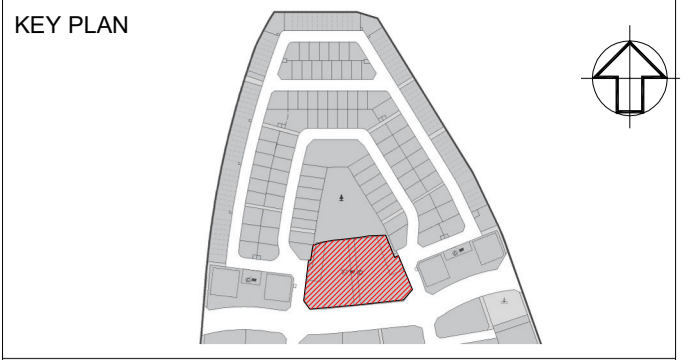
400MM WALL THK  
SECTION-2 (CW105-B)  
SCALE:1:35



400MM WALL THK  
SECTION-4 (CW105-D)  
SCALE:1:35



SECTION-3 (CW105-C)  
OPENING ADD'L REINFORCEMENT DETAILS  
SCALE:1:35



- NOTES**
- ALL DIMENSIONS ARE IN MM (UNO)
  - ALL LEVELS ARE IN METERS
  - NO DIMENSIONS TO BE SCALED OFF THE DRAWING
  - ONLY WRITTEN DIMENSIONS SHALL BE FOLLOWED
  - ALL DIMENSIONS AND LEVELS SHALL BE CHECKED AND VERIFIED
  - YIELD STRENGTH OF STEEL TO BE USED 460N/MM
  - CONCRETE GRADE = C60
  - LAPING SHOULD BE DONE IN STAGGERED MANNER AND AS PER LAP TABLE
  - CONCRETE COVER WALL FACE = 40MM
  - ALL MEP OPENINGS TO BE COORDINATED AS PER MEP SHOP DRAWINGS
  - ARCHITECTURAL DMD +8.06 LVL
- LEGENDS:-**
- NO. OF BARS
  - T HIGH STRENGTH STEEL Y MLD STEEL
  - BAR DIA
  - BAR MARK
  - SPACING
  - BAR POSITION
  - BAR TOTAL LENGTH
  - COUPLER
  - ES = Each Side
  - EF = Each Face
  - HF = Horizontal bar
  - V = Vertical bar
  - T = Top bar
  - B = Bottom bar
  - F = Face bar
  - NF = Near Face
  - FF = Far Face
  - ADD = Additional
  - DIAG = Diagonal
  - STG = Staggered

Revision	Date	Description	EM
00	01/31/2026	Issued for Approval	Approved

STATUS: **SHOP DRAWINGS**

PROJECT: **MAG CITY - PHASE 2 DEVELOPMENT**



CONSULTANT: **Dewan Architects + Engineers**  
P.O. BOX 60990, Dubai, UAE  
TEL: +971 4 2462010  
FAX: +971 4 7720986  
www.dewan-architects.com

MEP CONSULTANT: **JDA (JAN DANIHAN & ASSOCIATES)**  
P.O. BOX 21211, Dubai, UAE  
TEL: +971 4 3211111  
FAX: +971 4 3211111  
www.jda.ae

INTERIOR DESIGNER: **Intercon®**

FLS CONSULTANT: **INFINITY MEP+S CONSULTANTS**

LANDSCAPE CONSULTANT

FAÇADE CONSULTANT: **AESG**

ACOUSTIC CONSULTANT: **INFOSIGHT IT, AV, SECURITY, ACOUSTICS CONSULTANCY**

TRAFFIC CONSULTANT: **RAC**

KITCHEN & WASTE MANAGEMENT CONSULTANT: **MCTS**

SIGNAGE CONSULTANT: **BRI/MAXX**

SECURITY CONSULTANT: **CONSQUARE CONSULTANCY**

MAIN CONTRACTOR: **中信建设 (阿联酋) 有限责任公司 CITIC MIDDLE EAST CONTRACTING LLC**

SUB-CONTRACTOR

PLOT NUMBER: LOCATION: MEYDAN, DUBAI, U.A.E.

DRAWING TITLE: **MU-01\_LEVEL B3 TO LEVEL B2 CW-105 REINFORCEMENT DETAILS SHEET-24**

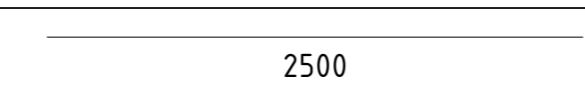



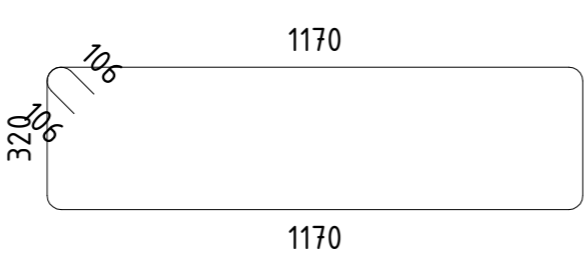
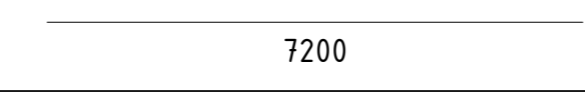
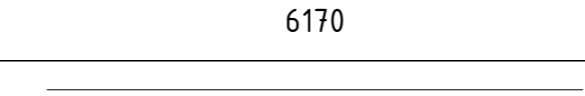
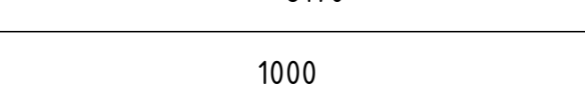
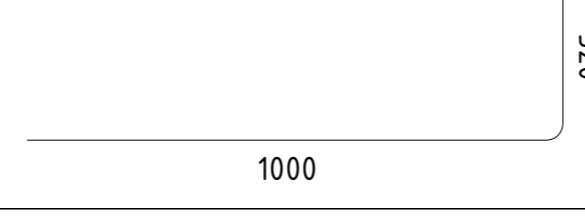

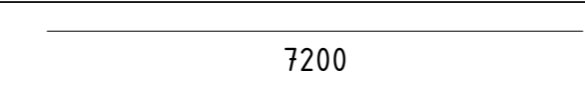
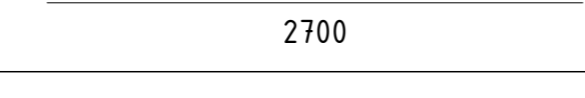
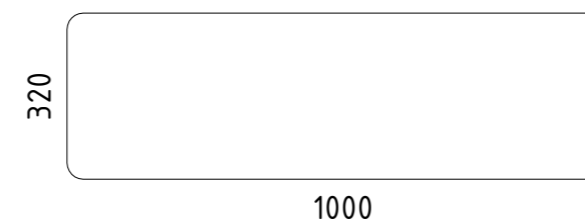


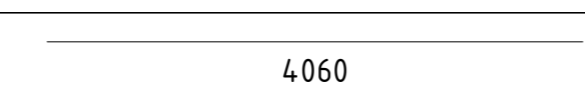
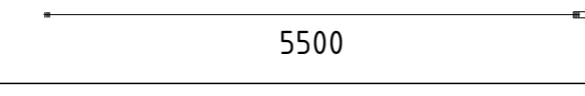
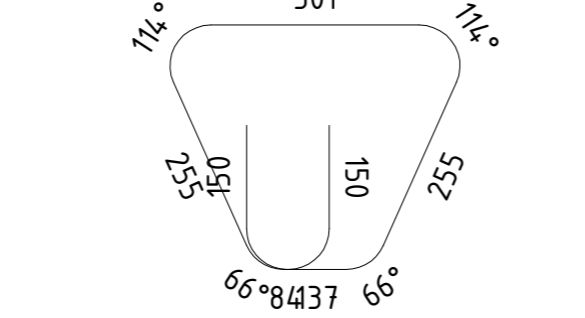
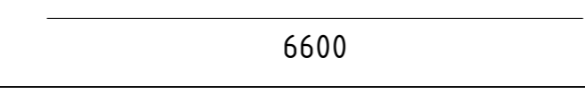
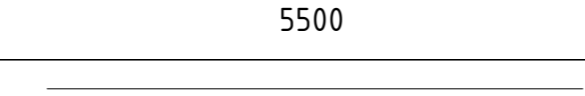
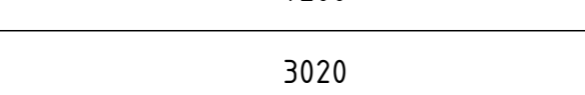
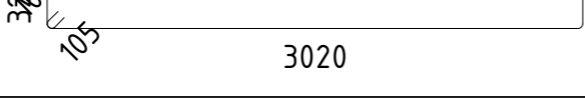
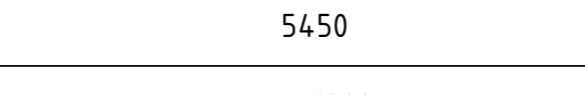
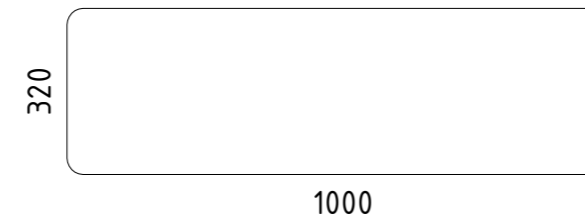
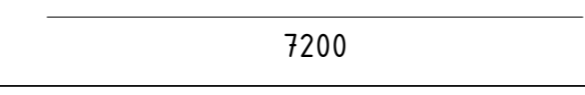
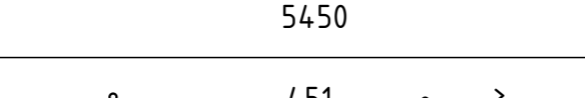
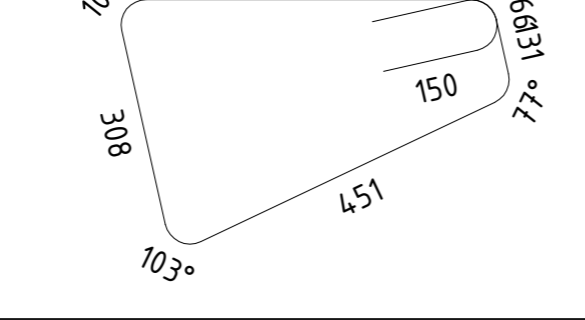

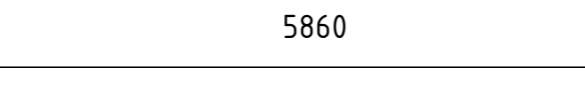
DRAWN BY	CHECKED BY	APPROVED BY	DATE
CS			01/31/2026

JOB NO.	SHEET SIZE	SCALE	REV. NO.
A1	140		00

DRAWING NO. **D2323-CIT-ST-PLN-MU-01-CW-027-R00**



# D2323-CIT-ST-PLN-MU-01-CW-008-R00

Mark	Dia [mm]	Bending shape [mm]	Cutting length [mm]	Mass of each bar [kg]	Total number	Total length [mm]	Total mass [kg]	Note
23	25		2500	9.63	24	60000	231.2	(DIAG. BAR)
23	25		1700	6.55	24	40805	157.24	(DIAG. BAR)
34	10		526	0.32	906	476556	293.81	(TIES STAG.)
53	16		3136	4.95	24	75264	118.79	(H TIES)
53	12		3192	2.83	12	38304	34.01	(H TIES)
57	25		7200	27.74	24	172800	665.86	(V EF)
80	16		6170	9.74	8	49360	77.91	(CONT. T&B)
84	12		6170	5.48	16	98720	87.65	(SIDE FACE BAR)
100	12		2320	2.06	43	99760	88.57	(H U-BAR)
101	12		2320	2.06	27	62640	55.61	(H U-BAR)
102	25		7200	27.74	36	259200	998.79	(V EF)
103	12		2700	2.4	54	145810	129.45	(H EF)
104	12		2320	2.06	27	62640	55.61	(H U-BAR)
105	12		2320	2.06	27	62640	55.61	(H U-BAR)
106	25		7200	27.74	42	302400	1165.26	(V EF)
107	12		4060	3.6	54	219240	194.64	(H EF)
108	32		5500	34.72	26	143000	902.81	(V)
109	16		1330	2.1	20	26607	41.99	(TIES ES)
110	20		6600	16.28	22	145200	358.09	(V EF)
111	32		5500	34.72	26	143000	902.81	(V)
112	25		7200	27.74	8	57600	221.95	(V ES)
113	10		6890	4.25	16	110240	67.97	(TIES)
114	16		5450	8.6	54	294300	464.5	(H EF)
115	12		2320	2.06	27	62640	55.61	(H U-BAR)
117	25		7200	27.74	30	216000	832.33	(V EF)
118	12		5450	4.84	54	294300	261.28	(H EF)
119	12		1707	1.52	18	30735	27.29	(TIES)
122	12		1300	1.15	27	35100	31.16	(H INTER.)
123	25		5860	22.58	28	164080	632.26	(V EF)
Total mass = 9210 kg								